

2025 CFA®

Exam Prep

SchweserNotes™

Alternative Investments,
Portfolio Management, and Ethical
and Professional Standards

Level I Book 4

KAPLAN  **SCHWESER**

Book 4: Alternative Investments, Portfolio Management, and Ethical and Professional Standards

SchweserNotes™ 2025

Level I CFA®

KAPLAN  **SCHWESER**

SCHWESERNOTES™ 2025 LEVEL I CFA® BOOK 4: ALTERNATIVE INVESTMENTS, PORTFOLIO MANAGEMENT, AND ETHICAL AND PROFESSIONAL STANDARDS

©2024 Kaplan, Inc. All rights reserved.

Published in 2024 by Kaplan, Inc.

ISBN: 978-1-0788-4566-3

These materials may not be copied without written permission from the author. The unauthorized duplication of these notes is a violation of global copyright laws and the CFA Institute Code of Ethics. Your assistance in pursuing potential violators of this law is greatly appreciated.

Required CFA Institute Disclaimer: “Kaplan Schweser is a CFA Institute Prep Provider. Only CFA Institute Prep Providers are permitted to make use of CFA Institute copyrighted materials which are the building blocks of the exam. We are also required to create / use updated materials every year and this is validated by CFA Institute. Our products and services substantially cover the relevant curriculum and exam and this is validated by CFA Institute. In our advertising, any statement about the numbers of questions in our products and services relates to unique, original, proprietary questions. CFA Institute Prep Providers are forbidden from including CFA Institute official mock exam questions or any questions other than the end of reading questions within their products and services.

CFA Institute does not endorse, promote, review or warrant the accuracy or quality of the product and services offered by Kaplan Schweser. CFA Institute®, CFA® and “Chartered Financial Analyst®” are trademarks owned by CFA Institute.”

Certain materials contained within this text are the copyrighted property of CFA Institute. The following is the copyright disclosure for these materials: “© Copyright CFA Institute”.

Disclaimer: The Schweser study tools should be used in conjunction with the original readings as set forth by CFA Institute. The information contained in these study tools covers topics contained in the readings referenced by CFA Institute and is believed to be accurate. However, their accuracy cannot be guaranteed nor is any warranty conveyed as to your ultimate exam success. The authors of the referenced readings have not endorsed or sponsored these study tools.

CONTENTS

Learning Outcome Statements (LOS)

ALTERNATIVE INVESTMENTS

READING 76

Alternative Investment Features, Methods, and Structures

Module 76.1: Alternative Investment Structures

Key Concepts

Answer Key for Module Quizzes

READING 77

Alternative Investment Performance and Returns

Module 77.1: Performance Appraisal and Return Calculations

Key Concepts

Answer Key for Module Quizzes

READING 78

Investments in Private Capital: Equity and Debt

Module 78.1: Private Capital

Key Concepts

Answer Key for Module Quizzes

READING 79

Real Estate and Infrastructure

Module 79.1: Real Estate

Module 79.2: Infrastructure

Key Concepts

Answer Key for Module Quizzes

READING 80

Natural Resources

Module 80.1: Farmland, Timberland, and Commodities

Key Concepts

Answer Key for Module Quizzes

READING 81

Hedge Funds

Module 81.1: Hedge Funds

Key Concepts

Answer Key for Module Quizzes

READING 82

Introduction to Digital Assets

Module 82.1: Distributed Ledger Technology

Module 82.2: Digital Asset Characteristics

Key Concepts

Answer Key for Module Quizzes

Topic Quiz: Alternative Investments

PORTFOLIO MANAGEMENT

READING 83

Portfolio Risk and Return: Part I

Module 83.1: Historical Risk and Return

Module 83.2: Risk Aversion

Module 83.3: Portfolio Standard Deviation

Module 83.4: The Efficient Frontier

Key Concepts

Answer Key for Module Quizzes

READING 84

Portfolio Risk and Return: Part II

Module 84.1: Systematic Risk and Beta

Module 84.2: The CAPM and the SML

Key Concepts

Answer Key for Module Quizzes

READING 85

Portfolio Management: An Overview

Module 85.1: Portfolio Management Process

Module 85.2: Asset Management and Pooled Investments

Key Concepts

Answer Key for Module Quizzes

READING 86

Basics of Portfolio Planning and Construction

Module 86.1: Portfolio Planning and Construction

Key Concepts

Answer Key for Module Quizzes

READING 87

The Behavioral Biases of Individuals

Module 87.1: Cognitive Errors vs. Emotional Biases

Module 87.2: Emotional Biases

Key Concepts

Answer Key for Module Quizzes

READING 88

Introduction to Risk Management

Module 88.1: Introduction to Risk Management

Key Concepts

Answer Key for Module Quizzes

Topic Quiz: Portfolio Management

ETHICAL AND PROFESSIONAL STANDARDS

READING 89

Ethics and Trust in the Investment Profession

Module 89.1: Ethics and Trust

Key Concepts

Answer Key for Module Quizzes

READING 90

Code of Ethics and Standards of Professional Conduct

Module 90.1: Code and Standards

Answer Key for Module Quizzes

READING 91

Guidance for Standards I–VII

Module 91.1: Guidance for Standards I(A) and I(B)

Module 91.2: Guidance for Standards I(C), I(D), and I(E)

Module 91.3: Guidance for Standard II

Module 91.4: Guidance for Standards III(A) and III(B)

Module 91.5: Guidance for Standards III(C), III(D), and III(E)

Module 91.6: Guidance for Standard IV

Module 91.7: Guidance for Standard V

Module 91.8: Guidance for Standard VI

Module 91.9: Guidance for Standard VII

Answer Key for Module Quizzes

READING 92

Introduction to the Global Investment Performance Standards (GIPS)

Module 92.1: Introduction to GIPS

Key Concepts

Answer Key for Module Quizzes

READING 93

Ethics Application

Module 93.1: Ethics Application

Answer Key for Module Quizzes

Topic Quiz: Ethical and Professional Standards

Formulas
Index

Learning Outcome Statements (LOS)

76. Alternative Investment Features, Methods, and Structures

The candidate should be able to:

- a. describe features and categories of alternative investments.
- b. compare direct investment, co-investment, and fund investment methods for alternative investments.
- c. describe investment ownership and compensation structures commonly used in alternative investments.

77. Alternative Investment Performance and Returns

The candidate should be able to:

- a. describe the performance appraisal of alternative investments.
- b. calculate and interpret alternative investment returns both before and after fees.

78. Investments in Private Capital: Equity and Debt

The candidate should be able to:

- a. explain features of private equity and its investment characteristics.
- b. explain features of private debt and its investment characteristics.
- c. describe the diversification benefits that private capital can provide.

79. Real Estate and Infrastructure

The candidate should be able to:

- a. explain features and characteristics of real estate.
- b. explain the investment characteristics of real estate investments.
- c. explain features and characteristics of infrastructure.
- d. explain the investment characteristics of infrastructure investments.

80. Natural Resources

The candidate should be able to:

- a. explain features of raw land, timberland, and farmland and their investment characteristics.
- b. describe features of commodities and their investment characteristics.
- c. analyze sources of risk, return, and diversification among natural resource investments.

81. Hedge Funds

The candidate should be able to:

- a. explain investment features of hedge funds and contrast them with other asset classes.
- b. describe investment forms and vehicles used in hedge fund investments.
- c. analyze sources of risk, return, and diversification among hedge fund investments.

82. Introduction to Digital Assets

The candidate should be able to:

- a. describe financial applications of distributed ledger technology.
- b. explain investment features of digital assets and contrast them with other asset classes.
- c. describe investment forms and vehicles used in digital asset investments.
- d. analyze sources of risk, return, and diversification among digital asset investments.

83. Portfolio Risk and Return: Part I

The candidate should be able to:

- a. describe characteristics of the major asset classes that investors consider in forming portfolios.
- b. explain risk aversion and its implications for portfolio selection.
- c. explain the selection of an optimal portfolio, given an investor's utility (or risk aversion) and the capital allocation line.
- d. calculate and interpret the mean, variance, and covariance (or correlation) of asset returns based on historical data.

- e. calculate and interpret portfolio standard deviation.
- f. describe the effect on a portfolio's risk of investing in assets that are less than perfectly correlated.
- g. describe and interpret the minimum-variance and efficient frontiers of risky assets and the global minimum-variance portfolio.

84. Portfolio Risk and Return: Part II

The candidate should be able to:

- a. describe the implications of combining a risk-free asset with a portfolio of risky assets.
- b. explain the capital allocation line (CAL) and the capital market line (CML).
- c. explain systematic and nonsystematic risk, including why an investor should not expect to receive additional return for bearing nonsystematic risk.
- d. explain return generating models (including the market model) and their uses.
- e. calculate and interpret beta.
- f. explain the capital asset pricing model (CAPM), including its assumptions, and the security market line (SML).
- g. calculate and interpret the expected return of an asset using the CAPM.
- h. describe and demonstrate applications of the CAPM and the SML.
- i. calculate and interpret the sharpe ratio, treynor ratio, M^2 , and jensen's alpha.

85. Portfolio Management: An Overview

The candidate should be able to:

- a. describe the portfolio approach to investing.
- b. describe the steps in the portfolio management process.
- c. describe types of investors and distinctive characteristics and needs of each.
- d. describe defined contribution and defined benefit pension plans.
- e. describe aspects of the asset management industry.
- f. describe mutual funds and compare them with other pooled investment products.

86. Basics of Portfolio Planning and Construction

The candidate should be able to:

- a. describe the reasons for a written investment policy statement (IPS).
- b. describe the major components of an IPS.
- c. describe risk and return objectives and how they may be developed for a client.
- d. explain the difference between the willingness and the ability (capacity) to take risk in analyzing an investor's financial risk tolerance.
- e. describe the investment constraints of liquidity, time horizon, tax concerns, legal and regulatory factors, and unique circumstances and their implications for the choice of portfolio assets.
- f. explain the specification of asset classes in relation to asset allocation.
- g. describe the principles of portfolio construction and the role of asset allocation in relation to the IPS.
- h. describe how environmental, social, and governance (ESG) considerations may be integrated into portfolio planning and construction.

87. The Behavioral Biases of Individuals

The candidate should be able to:

- a. compare and contrast cognitive errors and emotional biases.
- b. discuss commonly recognized behavioral biases and their implications for financial decision making.
- c. describe how behavioral biases of investors can lead to market characteristics that may not be explained by traditional finance.

88. Introduction to Risk Management

The candidate should be able to:

- a. define risk management.
- b. describe features of a risk management framework.
- c. define risk governance and describe elements of effective risk governance.
- d. explain how risk tolerance affects risk management.
- e. describe risk budgeting and its role in risk governance.

- f. identify financial and non-financial sources of risk and describe how they may interact.
- g. describe methods for measuring and modifying risk exposures and factors to consider in choosing among the methods.

89. Ethics and Trust in the Investment Profession

The candidate should be able to:

- a. explain ethics.
- b. describe the role of a code of ethics in defining a profession.
- c. describe professions and how they establish trust.
- d. describe the need for high ethical standards in investment management.
- e. explain professionalism in investment management.
- f. identify challenges to ethical behavior.
- g. compare and contrast ethical standards with legal standards.
- h. describe a framework for ethical decision making.

90. Code of Ethics and Standards of Professional Conduct

The candidate should be able to:

- a. describe the structure of the CFA Institute Professional Conduct Program and the process for the enforcement of the Code and Standards.
- b. identify the six components of the Code of Ethics and the seven Standards of Professional Conduct.
- c. explain the ethical responsibilities required by the Code and Standards, including the sub-sections of each Standard.

91. Guidance for Standards I–VII

The candidate should be able to:

- a. demonstrate the application of the Code of Ethics and Standards of Professional Conduct to situations involving issues of professional integrity.
- b. recommend practices and procedures designed to prevent violations of the Code of Ethics and Standards of Professional Conduct.
- c. identify conduct that conforms to the Code and Standards and conduct that violates the Code and Standards.

92. Introduction to the Global Investment Performance Standards (GIPS)

The candidate should be able to:

- a. explain why the GIPS standards were created, who can claim compliance, and who benefits from compliance.
- b. describe the key concepts of the GIPS Standards for Firms.
- c. explain the purpose of composites in performance reporting.
- d. describe the fundamentals of compliance, including the recommendations of the GIPS standards with respect to the definition of the firm and the firm's definition of discretion.
- e. describe the concept of independent verification.

93. Ethics Application

The candidate should be able to:

- a. evaluate practices, policies, and conduct relative to the CFA Institute Code of Ethics and Standards of Professional Conduct.
- b. explain how the practices, policies, and conduct do or do not violate the CFA Institute Code of Ethics and Standards of Professional Conduct.

READING 76

ALTERNATIVE INVESTMENT FEATURES, METHODS, AND STRUCTURES

MODULE 76.1: ALTERNATIVE INVESTMENT STRUCTURES



Video covering
this content is
available online.

LOS 76.a: Describe features and categories of alternative investments.

Alternative investments comprise various types of investments that do not fall under the heading of **traditional investments**, which refers to long-only investments in cash or publicly traded stocks and bonds.

Types of alternative investment structures include hedge funds, private equity funds, and various types of real estate investments. Alternative investments typically are actively managed and may include investments in commodities, infrastructure, and illiquid securities.

The perceived benefits of including alternative investments in portfolios are risk reduction from diversification (due to low correlations of alternative investments with traditional investments) and possible higher returns from holding illiquid securities, and from markets for some alternative investments possibly being less efficient than those for traditional investments.

Compared with traditional investments, alternative investments typically exhibit the following features:

- More specialized knowledge required of investment managers
- Relatively low correlations with returns of traditional investments
- Less liquidity of assets held
- Longer time horizons for investors
- Larger size of investment commitments

As a result of these unique features, alternative investments exhibit the following characteristics:

- Investment structures that facilitate direct investment by managers

- Information asymmetry between fund managers and investors, which funds typically address by means of incentive-based fee structures
- Difficulty in appraising performance, such as more problematic and less available historical returns and volatility data

Although correlations of returns on alternative investments with returns on traditional investments may be low on average, these correlations may increase significantly during periods of economic stress.

We will examine several types of alternative investments in detail in separate readings in this topic area. We may classify alternative investments into three broad categories of private capital, real assets, and hedge funds.

1. **Private capital** includes private equity and private debt:

- As the name suggests, **private equity** funds invest in the equity of companies that are not publicly traded, or in the equity of publicly traded firms that the funds intend to take private. These firms are often in the mature or decline stages of their industry life cycle. **Leveraged buyout (LBO)** funds use borrowed money to purchase equity in established companies and comprise most private equity investment funds. **Venture capital** funds invest in young, unproven companies at the start-up or early stages in their life cycles.
- **Private debt** funds may make loans directly to companies, lend to early-stage firms (**venture debt**), or invest in the debt of firms that are struggling to make their debt payments or have entered bankruptcy (**distressed debt**).

2. **Real assets** include real estate, infrastructure, natural resources, and other assets such as digital assets:

- **Real estate** investments include residential or commercial properties, as well as real estate-backed debt. These investments are held in various structures, including full or leveraged ownership of individual properties, individual real estate-backed loans, private and publicly traded securities backed by pools of properties or mortgages, and limited partnerships.
- **Natural resources** include commodities, farmland, and timberland. To gain exposure to **commodities**, investors can own physical commodities, commodity derivatives, or the equity of commodity-producing firms. Some funds seek exposure to the returns on various commodity indices, often by holding derivatives contracts (futures) that are expected to track a specific commodity index. **Farmland** can produce income from leasing the land out for farming or from raising crops or livestock for harvest and sale. **Timberland** investment involves purchasing forested land and harvesting trees to generate cash flows.
- **Infrastructure** refers to long-lived assets that provide public services. These include economic infrastructure assets (e.g., roads, airports, and utility grids) and social infrastructure assets (e.g., schools and hospitals). While often financed and constructed by government entities, infrastructure investments have more recently been undertaken by **public-private partnerships**, with each holding a significant stake in the infrastructure assets. Various deal structures are employed, and the asset may revert to public ownership at some future date.
- Other types of real assets include collectibles such as art, intangible assets such as patents, and **digital assets** such as cryptocurrencies.

3. **Hedge funds** are investment companies typically open only to qualified investors. These funds may use leverage, hold long and short positions, use derivatives, and invest in illiquid assets. Managers of hedge funds use many different strategies in attempting to generate investment gains. They do not necessarily hedge risk, as the name might imply.

LOS 76.b: Compare direct investment, co-investment, and fund investment methods for alternative investments.

Fund investing refers to investing in a pool of assets alongside other investors, using a fund manager who selects and manages a pool of investments using an agreed-upon strategy. In this case, the individual investors do not control the selection of assets for investment or their subsequent management and sale. The manager typically receives a percentage of the investable funds (management fee) as well as a percentage of the investment gains (incentive fee).

Compared to funds that invest in traditional asset classes, alternative investment funds typically require investors to commit larger amounts of capital for longer periods, provide less information on positions held and returns earned, and charge higher management fees. A fund's **term sheet** describes its investment policy, fee structure, and requirements for investors to participate.

With **co-investing**, an investor contributes to a pool of investment funds (as with fund investing) but also has the right to invest, directly alongside the fund manager, in some of the assets in which the manager invests. Compared to fund investing, co-investing can reduce overall fees while benefiting from the manager's expertise. Co-investing also can provide an investor with an opportunity to gain the skills and experience to pursue direct investing. For a fund manager, permitting co-investment may increase the availability of investment funds and expand the scope and diversification of the fund's investments.

Direct investing refers to an investor that purchases assets itself, rather than pooling its funds with others or using a specialized outside manager. Larger, more knowledgeable investors may purchase private companies or real estate directly. For example, a sovereign wealth fund may have its own specialized managers to invest in real estate, agricultural land, or companies in the venture stage.

Direct investing has advantages in that there are no fees to outside managers, and the investor has more control over investment choices. Disadvantages include the possibility of less diversification across investments, higher minimum investment amounts, and greater investor expertise required to evaluate deals and perform their own due diligence.

LOS 76.c: Describe investment ownership and compensation structures commonly used in alternative investments.

Alternative investments are often structured as **limited partnerships**. In a limited partnership, the **general partner (GP)** is the fund manager and makes all the investment decisions. The **limited partners (LPs)** are the investors, who own a partnership share proportional to their investment amounts. The LPs typically have no say in how the fund is managed and no liability beyond their investment in the partnership. The GP takes on the liabilities of the partnership, including the repayment of any partnership debt. Partnerships typically set a maximum number of LPs that may participate.

LPs commit to an investment amount, and in some cases, they only contribute a portion of that initially, providing the remaining funds over time as required by the GP (as fund investments are made). General partnerships are less regulated than publicly traded companies, and limited partnership shares are typically only available to **accredited investors**—those with sufficient wealth to bear significant risk and enough investment sophistication to understand the risks.

The rules and operational details that govern a partnership are contained in the **limited partnership agreement**. Special terms that apply to one limited partner but not to others can be stated in **side letters**. For example, an LP might negotiate an **excusal right** to withhold a capital contribution that the GP would otherwise require. Some limited partners may require that special terms offered to other LPs also be offered to them. This is known as a **most-favored-nation clause** in a side letter.

While most alternative investment limited partnership holdings are illiquid, a fund may be structured as a **master limited partnership (MLP)** that can be publicly traded. Master limited partnerships are most common in funds that specialize in natural resources or real estate.

Fee Structures

The total fees paid by investors in alternative investment funds often consist of a **management fee**, typically between 1% and 2% of the fund's assets, and a **performance fee** or **incentive fee** (sometimes referred to as **carried interest**).

The fund manager earns the management fee, regardless of investment performance. For hedge funds, the management fees are calculated as a percentage of assets under management (AUM), typically the net asset value of the fund's investments. For private equity funds, the management fee is calculated as a percentage of **committed capital**, not invested capital. Committed capital is typically not all invested immediately; rather, it is "drawn down" (invested) as securities are identified and added to the portfolio. Committed capital is usually drawn down over three to five years, but the drawdown period is at the discretion of the fund manager. Committed capital that has not yet been drawn down is referred to as **dry powder**. The reason for basing management fees on committed capital is that otherwise, the fund manager would have an incentive to invest capital quickly instead of selectively.

Performance fees (also referred to as incentive fees) are a portion of profits on fund investments. Most often, the partnership agreement will specify a **hurdle rate** (or **preferred return**) that must be met or exceeded before any performance fees are paid. Hurdle rates can be defined in two ways: either "hard" or "soft." If a **soft hurdle rate** is met, performance fees are a percentage of the total increase in the value of each partner's investment. With a **hard hurdle rate**, performance fees are based only on gains above the hurdle rate.

For example, consider a fund with a hurdle rate of 8% that has produced a return of 12% for the year. We will use a performance fee structure of 20% of gains. If the 8% is a soft hurdle rate, the performance fee will be 20% of the entire 12%, or 2.4%. If the 8% is a hard hurdle rate, the performance fee will be 20% of the gains above the hurdle rate ($12\% - 8\% = 4\%$), which would be 0.8%.

Typically, performance fees are paid at the end of each year based on the increase in the value of fund investments, after management fees and other charges, which may include consulting and monitoring fees that are charged to individual portfolio companies.

A **catch-up clause** in a partnership agreement is based on a hurdle rate and is similar in its effect to a soft hurdle rate. Consider a fund with returns of 14%, a hurdle rate of 8%, and a 20% performance fee. A catch-up clause would result in the first 8% of gains going to the LPs and the next 2% going to the GP, allowing the GP to “catch up” to receiving 20% of the first 10% of gains. After the catchup, further gains are split 80/20 between the LPs and the GP.

Another feature that is often included is a **high-water mark**, which means no performance fee is paid on gains that only offset prior losses. Thus, performance fees are only paid to the extent that the current value of an investor’s account is above the highest net-of-fees value previously recorded (at the end of a payment period). This feature ensures that investors will not be charged performance fees twice on the same gains in their portfolio values. Because investors invest in a fund at different times, they each may have a different high-water mark value.

A partnership’s **waterfall** refers to the way in which payments are allocated to the GP and the LPs as profits and losses are realized on deals. With a **deal-by-deal waterfall** (or **American waterfall**), profits are distributed as each fund investment is sold and shared according to the partnership agreement. This favors the GP because performance fees are paid before 100% of the LPs’ original investment plus the hurdle rate is returned to them. With a **whole-of-fund waterfall** (or **European waterfall**), the LPs receive all distributions until they have received 100% of their initial investment plus the hurdle rate (typically after all fund investments have been sold).

A **clawback provision** stipulates that if the GP accrues or receives incentive payments on gains that are subsequently reversed as the partnership exits deals, the LPs can recover previous (excess) incentive payments. With a deal-by-deal waterfall, successful deals might be exited initially, while losses are realized later. A clawback provision would allow the LPs to recover these performance fees to the extent that the subsequent losses negate prior gains on which performance fees had been paid.



MODULE QUIZ 76.1

1. Compared with alternative investments, traditional investments tend to:
 - A. be less liquid.
 - B. have lower fees.
 - C. require more specialized knowledge.
2. An investor who wants to gain exposure to alternative investments but does not have the in-house expertise to perform due diligence on individual deals is *most likely* to engage in:
 - A. co-investing.
 - B. fund investing.
 - C. direct investing.
3. Management fees for a private capital fund are determined as a percentage of:
 - A. invested capital.
 - B. committed capital.

- C. assets under management.
4. For an investor in a private equity fund, the *least* advantageous of the following limited partnership terms is a(n):
- A. clawback provision.
 - B. European-style waterfall provision.
 - C. American-style waterfall provision.

KEY CONCEPTS

LOS 76.a

Alternative investments comprise various types of investments that do not fall under the heading of traditional investments. Categories of alternative investments include the following:

- Hedge funds
- Private capital (private equity and private debt)
- Real assets (real estate, natural resources, and infrastructure)

Alternative investments have relatively low correlations with returns of traditional investments. Compared with traditional investments, alternative investments typically require more specialized knowledge of investment managers. Assets held tend to be less liquid, making alternative investments appropriate for investors who have long time horizons and can commit large amounts of capital.

LOS 76.b

Fund investing refers to pooling assets along with other investors, using a fund manager that selects and manages investments according to an agreed-upon strategy.

Co-investing refers to fund investing that includes the right to invest additional capital directly alongside the fund manager.

Direct investing refers to purchasing assets independently, rather than pooling funds with others or using a specialized outside manager.

LOS 76.c

Many alternative investments are structured as limited partnerships, in which the GP is the fund manager and the LPs are the investors. They are less regulated than publicly traded companies and are typically only available to accredited investors. LPs may commit to an investment amount and, in some cases, contribute only a portion of that initially, providing the remaining funds over time as required by the GP.

Fees in alternative investment funds often consist of a management fee and a performance fee. For hedge funds, management fees are a percentage of assets under management. For private capital, management fees are a percentage of committed capital rather than capital invested.

Performance fees are a portion of profits on fund investments. Typically, a hurdle rate must be exceeded before performance fees are paid. With a soft hurdle rate, performance fees are based on the total increase in the value of each partner's

investment. With a hard hurdle rate, performance fees are based only on gains above the hurdle rate. A high-water mark is a provision that no performance fees are paid on gains that only offset prior losses.

A waterfall refers to the way payments are allocated to the GP and the LPs. With a deal-by-deal or American waterfall, profits are distributed as each fund investment is sold. With a whole-of-fund or European waterfall, the LPs receive all distributions until they have received 100% of their initial investment plus the hurdle rate.

With a clawback provision, if the GP receives incentive payments on gains that are subsequently reversed, the LPs can recover excess incentive payments.

ANSWER KEY FOR MODULE QUIZZES

Module Quiz 76.1

- 1. B** Traditional investments typically have lower fees, require less specialized knowledge by investment managers, and are more liquid than alternative investments. (LOS 76.a)
- 2. B** With fund investing, due diligence on the fund's portfolio investments is a responsibility of the fund manager rather than the fund investors. Direct investing and co-investing require greater due diligence of individual deals on the part of the investor. (LOS 76.b)
- 3. B** For a private capital fund, management fees are a percentage of committed capital rather than invested capital. For a hedge fund, management fees are a percentage of assets under management. (LOS 76.c)
- 4. C** An American-style waterfall structure has a deal-by-deal calculation of incentive fees to the GP. In this case, a successful deal where incentive fees are paid, followed by the sale of a holding that has losses in the same year, can result in incentive fees greater than those calculated using a European-style (whole-of-fund) waterfall. A clawback provision benefits the limited partners by allowing them to recover performance fees paid earlier if the fund realizes losses later. A clawback provision, coupled with an American-style waterfall, will result in the same overall performance fees as a European-style waterfall if the transactions occur in subsequent years. (LOS 76.c)

READING 77

ALTERNATIVE INVESTMENT PERFORMANCE AND RETURNS

MODULE 77.1: PERFORMANCE APPRAISAL AND RETURN CALCULATIONS



Video covering this content is available online.

LOS 77.a: Describe the performance appraisal of alternative investments.

Alternative investments are typically exposed to greater risks than unleveraged long-only traditional investments. These additional risks arise from the following:

- Timing of cash flows over an investment's life cycle
- Use of leverage by fund managers
- Valuation of investments that may or may not have observable market prices
- Complexity of fees, taxes, and accounting

Ideally, returns on alternative investments should be adjusted for these risks, although that may be difficult in practice. It is clear, however, that evaluating alternative investment returns (or expected returns) without considering these additional risks would be naïve and possibly misleading.

Timing of Cash Flows

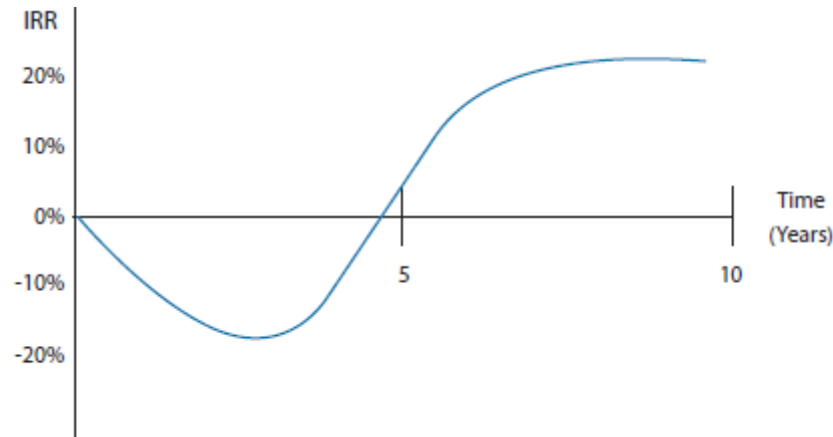
Alternative investments often have a life cycle that exhibits three phases:

1. In the **capital commitment phase**, a fund's managers are identifying investments and making **capital calls** from the partners. Recall that limited partners commit a stated amount of capital that they will invest, but they do not necessarily deliver the entire amount immediately in cash. Managers make capital calls as they identify investments for which they require cash. Because of these cash outflows and the long-term nature of the typical investments, returns tend to be negative during the capital commitment phase.
2. During the **capital deployment phase**, the managers fund, and often involve themselves directly in, the firms or projects in which they invest. Returns typically remain negative in this phase, especially if the investments are in start-up companies or troubled firms that the managers are attempting to turn around.

3. If the fund's investments succeed and begin to generate income and cash flows, the fund enters a **capital distribution phase** during which its returns turn positive and accelerate.

A **J-curve effect** (illustrated in Figure 77.1) reflects the norm of negative returns in the capital commitment phase, followed by increasing returns in the capital deployment phase and maximum returns in the capital distribution phase. Returns may reach a plateau toward the end of a fund's life as the managers exit any remaining investments.

Figure 77.1: J-Curve Example



Given the variability of cash flows over a fund's life and the importance of management decisions in the timing and magnitude of after-tax cash flows, an IRR over the life of a fund is the most appropriate measure of after-tax investment performance. (Recall from Quantitative Methods that a money-weighted rate of return, which is an IRR, is appropriate when a manager controls the timing of cash inflows and outflows.) A drawback to using IRRs is that they rest on assumptions about the cost of capital for cash outflows and the reinvestment rate for cash inflows.

A simpler measure of investment success is the **multiple of invested capital** (or **money multiple**)—the ratio of total capital returned plus the value of any remaining assets, to the total capital paid in over the life of the investment. Because this measure does not consider the timing of cash inflows and outflows, which can affect annual returns on invested capital significantly, it can be considered somewhat naïve.

Use of Leverage

Some alternative investments, particularly hedge funds, use borrowing to magnify their gains (at the risk of magnifying losses). Hedge funds may arrange margin financing with **prime brokers** or employ leverage by means of derivatives.

To state the effect of leverage on returns, consider a fund that can invest the amount V_0 without leverage, and earn the rate of return r . The fund's unleveraged portfolio return (as a money amount) is simply this: $r \times V_0$. Now, let's say this fund can borrow the amount V_B at an interest rate of r_B , and earn r by investing the proceeds. The fund's leveraged portfolio return (again, as a money amount), after subtracting the interest cost, then becomes:

$$r \times (V_0 + V_B) - (r_B \times V_B)$$

Thus, stated as a rate of return on the initial portfolio value of V_0 , the leveraged rate of return is as follows:

$$\text{leveraged return} = \frac{r(V_0 + V_B) - r_B V_B}{V_0}$$

One of the reasons that funds use leverage is that some strategies attempt to exploit relatively small pricing anomalies that might not produce meaningful results without leverage. A risk from using leverage is that a lender may issue margin calls if a fund's equity position decreases below a certain level. These can result in a fund having to realize losses by closing positions or liquidating investments at unfavorable prices. If the fund must sell a large position in a security, doing so may depress its price further. Another important risk of funds that depends on leverage is that lenders may limit their access to additional borrowing.

Valuation of Investments

As we have discussed, many alternative investments involve illiquid assets that do not trade frequently in transparent markets. While funds must recognize investments at fair value to comply with accounting standards, fair value might rest on assumptions of which an investor in a fund should be aware. A **fair value hierarchy** groups these assumptions into the following three levels:

- *Level 1.* The assets trade in active markets and have quoted prices readily available, such as exchange-traded securities.
- *Level 2.* The assets do not have readily available quoted prices, but they can be valued based on directly or indirectly observable inputs, such as many derivatives that can be priced using models.
- *Level 3.* The assets require unobservable inputs to establish a fair value, such as real estate or private equity investments, for which there have been few or no market transactions.

Particularly for Level 3 investments, the absence of market activity can result in valuations that remain near their initial cost for long periods. As a result, these values might not reflect the actual exit costs of the investments. Importantly, this relative lack of change in fair values can make reported returns for alternative investments appear higher, less risky, and less correlated with traditional investments than they really are.

Fee Structures

In the next LOS, we will examine some of the effects on investors' returns of different fee specifications, such as high-water marks, hard or soft hurdle rates, and waterfall structures. Keep in mind that fee structures are subject to negotiation (e.g., a limited partner might agree to a higher management fee in exchange for fewer restrictions on redemptions) and may differ depending on how early in a fund's life cycle an investor commits capital. Thus, different investors in the same fund might realize significantly different returns.

LOS 77.b: Calculate and interpret alternative investment returns both before and after fees.

We have seen how margin calls may require a leveraged fund to exit investments at unfavorable prices and unintended times. A similar risk arises from investor **redemptions**. The more negative a fund's returns, the more likely investors are to ask the manager to redeem their positions. For this reason, and because of the J-curve effect of negative returns in the early years, alternative investment funds (particularly hedge funds) typically take measures to restrict early redemptions.

A **lockup period** is the time after initial investment over which limited partners either cannot request redemptions or incur significant fees for redemptions. A **notice period** (typically between 30 and 90 days) is the amount of time a fund has to fulfill a redemption request. Notice periods allow time for managers to reduce positions in an orderly manner. Fund managers often incur significant transactions costs when they redeem shares. **Redemption fees** can offset these costs. Managers may also have the discretion to implement a **gate** that restricts redemptions for a temporary period.

Investors should be aware that other investors may receive terms that differ from those stated in the partnership agreement. Customized fee structures are contained in **side letters** with individual investors detailing how their terms differ from those in the standard offering documents.

Although "2 and 20" and "1 and 10" were, at one time, fairly standard fee structures for fund and fund-of-funds investments, these fee structures continue to be under competitive pressure. Investors making larger commitments can negotiate lower fees. There can also be a tradeoff between liquidity provisions and fees. Investors can negotiate for lower fees or better liquidity (shorter lockups and notice periods). Hurdle rates, hard versus soft hurdles, and catch-up provisions may also be subject to negotiation.

Early investors in a fund may also receive lower fees or better liquidity terms as an incentive to invest at the fund's inception. The investment interests of early investors who receive such relatively better terms are called **founders class shares**.

Annual investor fees can also be **either-or fees**, the maximum of the management fee or the incentive fee. Under such a structure, with a 1% management fee and a 30% incentive fee, investor fees each year would simply be the management fee unless the calculated incentive fee is higher. Such a structure may also stipulate that the 1% management fee be subtracted from the incentive fee in a subsequent year.

Biases in Alternative Investment Returns

Numerous alternative investment indexes exist to measure historical performance. However, they may not provide much meaningful information on the asset class because each fund's structure is unique, and the funds that exist at any given time can be in widely different phases of their life cycles. One way around this latter issue is to compare funds that originated in the same **vintage year**.

The effect of **survivorship bias** is greater for a hedge fund database than for other asset classes because by some estimates, more than 25% of hedge funds fail in the first three years of their existence. An index that does not include failed funds will overstate the returns and understate the risk of hedge funds as an asset class. These effects may be magnified by **backfill bias**, which occurs when managers only select their successful funds for inclusion in indexes.

Return Calculations for Alternative Investments

Before-fee returns on alternative investments are calculated the same way we calculate returns on any investment. The calculation of holding period returns and periodic rates of return, both with and without interim cash distributions, is described in Quantitative Methods and expanded on by application in other topic areas.

Calculating after-fee returns simply requires adjustment of the cash flows or values for the various fees involved, typically management and performance fees. For a simple case in which management fees are a fixed percentage of end-of-period assets and performance fees are a fixed percentage of total return with no hurdle rate, we can state the general partner's total fees in money terms as follows:

$$\text{total fees} = mV_1 + \max[0, p(V_1 - V_0)]$$

where:

m = management fee

p = performance fee

V_0 = beginning-of-period assets

V_1 = end-of-period assets

This is the rate of return for an investor after fees:

$$r = \frac{V_1 - V_0 - \text{total fees}}{V_0}$$

Fee structure provisions, such as hurdle rates and high-water marks, make calculating total fees more complex than this simple formula. Other provisions may state whether the performance fee is net of the management fee or independent of it, or whether the management fee is based on beginning-of-period assets or end-of-period assets.



PROFESSOR'S NOTE

Because none of these provisions are standard across alternative investment funds, exam questions that require calculations will have to specify all of those that apply. Do not assume any provision applies unless it is stated in the question.

Some examples will illustrate the application of various fees and the relevant terminology.

EXAMPLE: Hedge fund fees

BJI Funds is a hedge fund with a value of \$110 million at initiation. BJI Funds charges a 2% management fee based on assets under management at the beginning of the year and a 20% performance fee with a 5% soft hurdle rate, and uses a high-water

mark. Performance fees are calculated on gains net of management fees. The year-end values before fees are as follows:

- Year 1: \$100.2 million
- Year 2: \$119.0 million

Calculate the total fees and the investor's after-fee return for both years.

Answer:

Year 1:

Management fee:

$$110.0 \text{ million} \times 2\% = \$2.2 \text{ million}$$

Return net of management fees:

$$\frac{100.2 - 2.2}{110.0} - 1 = -10.9\%$$

There is no performance fee because the return after the management fee is less than the 5% hurdle rate.

Total fees:

$$\$2.2 \text{ million}$$

Ending value net of fees:

$$100.2 \text{ million} - \$2.2 \text{ million} = \$98.0 \text{ million}$$

Year 1 after-fees return:

$$\frac{98.0}{110.0} - 1 = -10.9\%$$

Year 2:

Management fee:

$$98.0 \text{ million} \times 2\% = \$1.96 \text{ million}$$

Year-end value net of management fee:

$$\$119.0 - \$1.96 = \$117.04 \text{ million}$$

The high-water mark is \$110 million.

Year 2 value net of management fee, above high-water mark:

$$117.04 \text{ million} - 110.0 \text{ million} = \$7.04 \text{ million}$$

Year 2 return net of management fee, above high-water mark:

$$\frac{7.04}{110.0} = 6.4\%$$

Due to the high-water mark, the performance fee is calculated based on gains in value above \$110 million.

The performance fee is calculated on the entire gain above the high-water mark because 6.4% is greater than the soft hurdle rate. If the 5% was a hard hurdle rate,

the performance fee would be calculated only on the gains more than 5% above the high-water mark.

Performance fee:

$$7.04 \times 0.20 = \$1.41 \text{ million}$$

Total fees:

$$\$1.96 \text{ million} + \$1.41 \text{ million} = \$3.37 \text{ million}$$

Year 2 year-end value after fees:

$$119.0 - 3.37 = \$115.63 \text{ million}$$

Year 2 after-fee return:

$$\frac{115.63}{98.0} - 1 = 18.0\%$$

EXAMPLE: Fund-of-funds

An investor makes a total investment of \$60 million in a fund-of-funds that has a “1 and 10” fee structure, with management and performance fees calculated independently based on year-end values. Of the \$60 million investment, \$40 million is allocated to the Alpha fund and \$20 million is allocated to the Beta fund. One year later, the value of the Alpha fund investment is \$45 million, and the value of the Beta fund investment is \$28 million, both net of fund fees. Calculate the investor’s return for the year net of fees.

Answer:

At year-end, the gross value of the investor’s investment is $\$45 + \$28 = \$73$ million.

The fund-of-funds management fee is 1% of \$73 million, which is \$0.73 million.

The investor’s gain for the year before fund-of-funds fees is $\$73 - \$60 = \$13$ million.

The fund-of-funds manager’s performance fee is 10% of \$13 million, which is \$1.3 million.

The year-end value of the investor’s fund-of-funds investment is $\$73 - \$0.73 - \$1.3 = \70.97 million.

The investor’s one-year return after fees is: $\frac{70.97}{60} - 1 = 18.3\%$

Note that the same investments made directly with the Alpha and Beta funds would have returned $\frac{73}{60} - 1 = 21.7\%$.

EXAMPLE: Waterfall structure and clawback provision

A private equity fund invests \$100 million in a venture company that is sold for \$130 million. The fund also invests \$100 million in an LBO that goes poorly and is liquidated for \$80 million.

1. If the carried interest performance fee for the GP is 20% and there is no clawback provision, calculate the investor's return after performance fees, assuming the investment outcomes are realized in the same year under the following:
 - a. An American-style (deal-by-deal) waterfall structure
 - b. A European-style (whole-of-fund) waterfall structure
2. How would the answers be affected if the venture investment was sold in Year 1 and the LBO investment was sold in Year 2?
3. How would including a clawback provision affect investor returns calculated in Question 1?

Answer:

1. Under an American-style (deal-by-deal) waterfall structure, a performance fee of $20\% \times (\$130 - \$100) = \$6$ million would be paid on the venture investment. Because there is a loss on the LBO investment, no performance fee is paid.

investor's return on investment: $\frac{130 + 80 - 6}{200} - 1 = 2\%$

Under a European-style (whole-of-fund) waterfall structure, the gain for the period is $130 + 80 - 200 = \$10$ million, and the performance fee is $20\% \times 10 = \$2$ million.

investor's return on investment: $\frac{130 + 80 - 2}{200} - 1 = 4\%$

2. The European-style waterfall structure would have the same overall return as the American-style structure, as the performance fee for the venture investment of \$6 million would be paid in Year 1 and no performance fee would be received on the LBO investment.
3. With a clawback provision, after the LBO investment is sold, the performance fee of \$6 million paid on the venture investment is more than 20% of the return on the total investment. The fee is 60% of the total (net) gain of \$10 million. The investor could "claw back" \$4 million of the \$6 million paid as a performance fee on the venture investment, which would reduce the total performance fee to 20% of the \$10 million gain.



MODULE QUIZ 77.1

1. Returns to investors in an alternative investment fund are *most likely* to be positive during its phase of capital:
 - A. distribution.
 - B. deployment.
 - C. commitment.
2. A hedge fund has a return of 30% before fees in its first year. The fund has a management fee of 1.5% on end-of-year fund value and a 15% incentive fee, with an 8% hard hurdle rate on gains net of the management fee. The return after fees for an investor in this fund is *closest* to:
 - A. 20.5%.
 - B. 21.5%.

- C. 25.0%.
3. A private equity fund has a “2 and 20” fee structure with the performance fee independent of management fees. The fund will sell a holding for a profit of 9%. The hurdle rate is specified as 8%. The provision that would result in an incentive fee of 1% is a:
- A. hard hurdle rate.
 - B. soft hurdle rate.
 - C. catch-up provision.

KEY CONCEPTS

LOS 77.a

Alternative investments are typically exposed to risks that traditional investments are not, including timing of cash flows, use of leverage, valuation assumptions for illiquid investments, and complex fee structures and taxation.

Alternative investment returns typically exhibit a J-curve effect: negative during the capital commitment phase, less negative during the capital deployment phase, and positive during the capital distribution phase.

Because managers control cash inflows and outflows, an IRR is appropriate for measuring returns. The multiple of invested capital is a simpler measure that does not depend on the timing of cash flows:

$$\text{leveraged return} = \frac{r(V_0 + V_B) - r_B V_B}{V_0}$$

where:

V_0 = initial assets

V_B = borrowed funds

r = rate of return on investments

r_B = borrowing interest rate

Assumptions underlying the fair value of assets can be described by a three-level hierarchy:

- *Level 1.* Quoted prices readily available.
- *Level 2.* Can be valued based on observable inputs.
- *Level 3.* Require unobservable inputs to establish a fair value.

Fair values of Level 3 assets might be updated infrequently due to a lack of market activity. This can bias return measures upward and risk measures downward.

LOS 77.b

Before-fee returns on alternative investments are calculated the same way we calculate fees on any investment. Calculating after-fee returns requires us to adjust the cash flows or values for the various fees involved (typically management and performance fees), and for specifications such as hurdle rates and high-water marks.

ANSWER KEY FOR MODULE QUIZZES

Module Quiz 77.1

1. **A** A successful fund is most likely to generate positive returns in its capital distribution phase. (LOS 77.a)
2. **C** This is easiest to see using an initial investment amount of 100.

$$\text{Year-end gross value} = 100 \times 1.30 = 130$$

$$\text{Management fee} = 1.5\% \times 130 = 1.95$$

$$\text{Gains net of management fee} = 30 - 1.95 = 28.05$$

$$\text{Hurdle gains} = 8\% \times 100 = 8$$

$$\text{Incentive fee} = 15\% \times (30 - 1.95 - 8) = 3.0075$$

$$\text{Total fees} = 1.95 + 3.0075 = 4.9575$$

$$\text{Ending value after fees} = 130 - 4.9575 = 125.0425$$

$$\text{Return after fees} = 125.0425 / 100 - 1 = 25.0425\%$$

(LOS 77.b)

3. **C** With a catch-up provision, the limited partners receive the first 8% of gross return, and the general partner gets all returns above that to a maximum of 2%. Gains above that are shared 80% to the limited partners and 20% to the general partner.

With a soft hurdle rate of 8%, the performance fee would be 20% of 9%, or 1.8%.

With a hard hurdle rate of 8%, the performance fee would be 20% of (9% - 8%), or 0.2%.

(LOS 77.b)

READING 78

INVESTMENTS IN PRIVATE CAPITAL: EQUITY AND DEBT

MODULE 78.1: PRIVATE CAPITAL

LOS 78.a: Explain features of private equity and its investment characteristics.



Video covering this content is available online.

Private capital is the funding provided to companies that is not raised from the public markets. Private capital includes private equity and private debt.

Private equity is equity capital raised from sources other than the public markets. Private equity funds usually invest in private companies or public companies that they plan to take private (leveraged buyout funds) or in early in companies' lives (venture capital funds). The companies in which a private equity fund invests are called its **portfolio companies**.

Private Equity Investment Categories

A popular type of private equity fund is the **leveraged buyout (LBO)** fund, which acquires public companies with a large percentage of the purchase price financed by debt. LBOs are a way for a company to "go private" because after the transaction, the target company's stock is no longer publicly traded.

In an LBO, the private equity firm seeks to add value by improving or restructuring the portfolio company's operations to increase its sales, profits, and cash flows. The cash flows can then be used to service and pay down the debt taken to fund the acquisition.

Two of the various types of LBOs are **management buyouts (MBOs)**, in which the portfolio company's existing management team participates in the purchase, and **management buy-ins (MBIs)**, in which the private equity manager replaces the portfolio company's current management team with a new team.

Venture capital (VC) funds provide financing to companies in the early stages of their development. VC funds typically receive common equity interest in the portfolio companies, but they may also get convertible debt or convertible preferred stock. Convertible securities help to align the interests of the VC investors and the start-up firm, in that both want to increase the value of the firm, but give the VC investors a higher priority of claims in the event of liquidation.

VC investment involves a high level of risk, but the returns can be substantial. VC investors are actively involved in developing their portfolio companies, often sitting on the boards or filling key management roles.

We can classify VC investments by the portfolio company's stage of development:

1. The **formative stage** refers to investments made during a firm's earliest period and comprises three different phases:
 - **Pre-seed capital** or **angel investing** is the capital provided at the idea stage. The investment funds are used for business plans and assessing market potential. The amount of financing is usually small, coming from individuals ("angels") rather than VC funds.
 - **Seed-stage financing** or **seed capital** generally supports product development, marketing, and market research. This is the first stage at which VC funds usually invest.
 - **Early-stage financing** or **start-up stage financing** refers to investments made to fund operations in the lead-up to production and sales.
2. **Later-stage financing** or **expansion venture capital** comes after production and sales have begun. Investment funds provided at this stage are used to support initial growth, expansion, product improvement, or marketing. In this stage, the owners (typically the founders and managers of the company) often sell control of the company to VC investors.
3. **Mezzanine-stage financing** refers to capital provided to prepare the firm for an initial public offering (IPO). The term *mezzanine stage* is used to indicate the timing of the financing rather than the method. A similar term, *mezzanine financing*, refers to hybrids of equity and debt, such as convertible securities. Mezzanine-stage financing can use these, but more often, it consists of equity or short-term debt.

A private equity firm that engages in **minority equity investing** buys a less-than-controlling interest in public companies that are looking for capital with which to expand. One way it can make such investments is through a **private investment in public equity (PIPE)**, a private offering to institutional investors that allows a publicly traded firm to raise capital more quickly and cost effectively than a public offering, with fewer disclosures and lower transaction costs.

Private Equity Exit Strategies

Private equity firms typically add value to young companies, then sell them, with an average holding period of five years. Funds have several methods of exiting an investment in a portfolio company:

1. **Trade sale.** Sell a portion of the private company to a strategic buyer via direct sale or auction. An advantage of a trade sale is that the strategic investor typically pays a premium to realize synergies with an existing business. Advantages compared with an IPO include faster execution and lower transaction costs. Disadvantages of a trade sale include potential resistance from the portfolio company's management and employees, as well as a limited universe of potential buyers.
2. **Public listing.** Listing on a stock exchange can take place through an IPO, a direct listing, or a special purpose acquisition company:

- IPOs are the most common method of public listing, using investment banks to underwrite the offering. Compared to other methods, IPOs typically realize a higher price for the portfolio company. They may also improve its visibility to investors and the public, which can be positive for the value of shares that the private equity fund retains. However, IPOs involve high transaction and compliance costs and might not always be received favorably by the investing public. Portfolio companies best suited for exit via IPO are large firms in growing industries that have stable finances and clear strategies.
 - A less frequently used alternative to an IPO is a **direct listing**, in which the stock of the company is floated on the public market directly without underwriters. This decreases the cost of the transaction, but does not raise new capital for the portfolio company.
 - A **special purpose acquisition company (SPAC)** is an entity (sometimes referred to as a blank check company) set up solely to raise capital that it will use to acquire an unspecified private company within a stated time period; otherwise, it must return the capital to investors. This method can be more flexible than an IPO and reduce the uncertainty about the valuation of the portfolio company, as well as provide access to investors who transact regularly with the sponsors. However, SPACs have numerous disadvantages, including dilutive effects from SPAC shares and warrants, a spread between the value of the SPAC and the value of the acquired company, deal risk in the acquisition, and **stockholder overhang** from SPAC shareholders selling shares after the acquisition is announced. Scrutiny from securities regulators is also increasing.
3. **Recapitalization.** The company issues debt to fund a dividend distribution to equity holders. This is not an exit, in that the fund still controls the company, but a recapitalization allows the private equity fund to extract money from the company to pay its investors.
 4. **Secondary sale.** Sell a portfolio company to another private equity firm or a group of investors.
 5. **Write-off/liquidation.** Reassess and take losses from an unsuccessful investment in a portfolio company.

Risk and Return From Private Equity Investments

Empirical evidence shows that returns on private equity funds have been higher on average than overall stock returns. However, the standard deviation of private equity returns has been higher than the standard deviation of equity index returns, suggesting higher risk, including illiquidity and leverage risks. Furthermore, private equity indexes typically rely on self-reporting and are subject to survivorship and backfill biases, both of which lead to overstated returns. Because portfolio companies are revalued infrequently, measures of volatility and correlation with other investments may be biased downward.

LOS 78.b: Explain features of private debt and its investment characteristics.

Private debt refers to various forms of debt provided by investors directly to private entities. Categories of private debt include the following:

1. **Direct lending** refers to loans made directly to a private company without an intermediary. The debt is typically senior and secured, with covenants to protect the lender. A **leveraged loan** is a loan made by a private debt fund using money borrowed from other sources. That is, the fund's portfolio of loans is leveraged to magnify returns.

2. **Venture debt** is funding that provides VC backing to start-up or early-stage firms that are not yet profitable. Venture debt is often convertible to stock or combined with warrants. Managers of young companies may favor venture debt because it allows them to maintain ownership and control.
3. **Mezzanine debt** is private debt that is subordinated to senior secured debt. Mezzanine debt may have special features, such as conversion rights or warrants, to compensate investors for additional risk.
4. **Distressed debt** is the debt of mature companies in financial trouble, such as bankruptcy or default. In many cases, the fund becomes active in restructuring the existing debt or making other changes that increase the value of the acquired debt. Some distressed debt investors specialize in identifying otherwise good companies with temporary cash flow problems, anticipating that the value of the company and its debt will recover. Others focus on turnaround situations, acquiring a company's debt with an intent to be active in managing and restructuring the company.
5. **Unitranche debt** combines different classes of debt (secured and unsecured) into a single loan with an interest rate that reflects the blend of debt classes. The resulting debt typically ranks between senior and subordinated debt.

Private debt investments typically provide a higher rate of return relative to traditional bonds to compensate investors for higher risk and a lack of liquidity. Investors may also benefit from increased portfolio diversification because private debt returns have relatively low correlations with other traditional investments.

The interest rate of private debt is usually set relative to a reference rate, such as the Secured Overnight Financing Rate (SOFR). Therefore, the rate changes when the reference rate fluctuates due to changes to the interest rate environment.

The potential for higher returns of private debt is associated with higher risk, including illiquidity and default risk. Private debt investing requires specialized knowledge about the structure of the debt, the borrower's life cycle phase, and the features of the underlying assets for secured lending. Senior private debt has less risk and steadier yields than private mezzanine debt, but mezzanine debt offers greater upside potential.

LOS 78.c: Describe the diversification benefits that private capital can provide.

Private capital investments can provide some diversification benefit to a portfolio of traditional investments. Empirical evidence indicates that correlations of private capital fund index returns with public market index returns range from 0.63 to 0.83.¹

Each private equity fund has a **vintage year**, which is the year the fund made its first investment. The performance of a fund is greatly influenced by its vintage year and the phase of the business cycle in that year. Funds that begin investing during a business cycle expansion are likely to earn higher rates of return if they specialize in early-stage companies. Funds that begin investing during business cycle contractions are likely to earn higher rates of return if they specialize in distressed companies. Investors in private capital should diversify across vintage years.

Risk and return profiles vary among categories of private capital. Private equity has the highest risk and return, followed by mezzanine debt, unitranche debt, senior direct lending, senior real estate debt, and infrastructure debt.



MODULE QUIZ 78.1

1. In which stage of a firm's development is a venture capital fund *most likely* to make its initial investment?
 - A. Start-up.
 - B. Seed capital.
 - C. Angel investing.
2. In a secondary sale, a private capital firm sells one of its portfolio companies to:
 - A. the public.
 - B. a competitor in its industry.
 - C. another private capital fund.
3. Unitranche debt is *best* described as:
 - A. combining different classes of debt into a single loan.
 - B. having special features, such as conversion rights or warrants.
 - C. a loan made by a private debt fund using money borrowed from other sources.
4. Which type of private capital fund is *most likely* to earn excess returns over its life if its vintage year took place during an economic contraction?
 - A. Venture capital fund.
 - B. Distressed debt fund.
 - C. Leveraged buyout fund.

KEY CONCEPTS

LOS 78.a

Private equity funds usually invest in the equity of private companies or companies wanting to become private, often financing their assets with high levels of debt:

- Venture capital funds provide capital to companies early in their development. Stages of venture capital investing include the formative stage (composed of the angel investing, seed, and early stages), the later stage (expansion), and the mezzanine stage (prepare for IPO).
- Leveraged buyouts include management buyouts, in which the existing management team is involved in the purchase, and management buy-ins, in which an external management team replaces the existing management.
- Developmental capital or minority equity investing refers to providing capital for business growth or restructuring. The firms financed may be public or private. In the case of public companies, such financing is referred to as a private investment in public equity.

Methods for exiting investments in portfolio companies include trade sale (sell to a competitor or another strategic buyer), IPO (sell some or all shares to investors), recapitalization (issue portfolio company debt), secondary sale (sell to another private equity firm or other investors), or write-off/liquidation.

LOS 78.b

Private debt refers to lending to private entities. Private debt investments include direct lending, venture debt, mezzanine loans, distressed debt, and unitranche debt. Private debt investing requires specialized knowledge about the structure of the debt, the borrower's life cycle phase, and the features of the underlying assets.

LOS 78.c

Private capital investments can provide some diversification benefit to a portfolio of traditional investments because their correlations of returns with traditional investments are relatively low.

Investors in private capital should diversify across vintage years. Funds that begin investing during a business cycle expansion are likely to earn higher rates of return if they specialize in early-stage companies. Funds that begin investing during business cycle contractions are likely to earn higher rates of return if they specialize in distressed companies.

ANSWER KEY FOR MODULE QUIZZES

Module Quiz 78.1

- 1. B** VC funds typically make their initial investments during a firm's seed stage for product development, marketing, and market research. At the angel investing stage, the funding source is usually individuals rather than VC funds. The start-up stage or early stage follows the seed stage and refers to investments made to fund initial commercial production and sales. (LOS 78.a)
- 2. C** In a secondary sale, a private capital firm sells one of its portfolio companies to another private capital fund or group of private investors. Selling a portfolio company to a competitor in its industry is known as a trade sale. Selling a portfolio company to the public requires an IPO. (LOS 78.a)
- 3. A** Unitranche debt refers to combining different classes of debt into a single loan with an interest rate that reflects the blend of debt classes. (LOS 78.b)
- 4. B** Funds with vintage years during contractions are likely to earn higher rates of return if they specialize in distressed companies. Funds with vintage years during expansions are likely to earn higher rates of return if they specialize in early-stage companies. (LOS 78.c)

¹ Prequin, annualized quarterly return of Private Capital Quarterly Index rebased to December 31, 2007.

READING 79

REAL ESTATE AND INFRASTRUCTURE

MODULE 79.1: REAL ESTATE

LOS 79.a: Explain features and characteristics of real estate.



Video covering this content is available online.

Real estate can provide income in the form of rent, as well as the potential for price appreciation. Investment in real estate can be made directly in properties or indirectly through limited partnerships and publicly traded securities. The types of real estate we will discuss here include single-family residential and commercial. The four largest subcategories of commercial real estate are office buildings, shopping, industrial/warehouse/distribution, and rental residential (single-family detached and multifamily apartment).

As shown in Figure 79.1, real estate investment can be described in terms of a quadrant. In the first (vertical) dimension, investment is differentiated between public and private real estate.

- In the private market, ownership usually involves direct investment, such as purchasing property or lending money to a purchaser. Direct investments can be solely owned or indirectly owned through partnerships, where the general partner (GP) provides property management services and limited partners (LPs) are investors (e.g., pension plans).
- The public market does not involve direct investment. Rather, ownership involves securities that serve as claims on the underlying assets. Public real estate investment includes ownership of real estate investment trust (REIT) shares, equity in a real estate company, exchange-traded funds (ETFs), residential mortgage-backed securities (MBSs), commercial mortgage-backed securities (CMBSs), mortgage REITs, and mortgage ETFs.

Figure 79.1: Basic Forms of Real Estate Investments¹

	Debt	Equity
Private	Mortgage debt	Direct ownership Sole ownership Joint ventures Limited partnerships
	Construction loans	Indirect ownership Real estate funds Private REITs
	Mezzanine debt	
Public	MBS/CMBS/CMOs	Publicly traded shares Construction Operating Development Public REITs UCITS/mutual funds/ETFs
	Covered bonds	
	Mortgage REITs	
	Mortgage ETFs	

¹ Reproduced from Level I CFA Curriculum learning module, "Real Estate and Infrastructure," Exhibit 2, with permission from CFA Institute.

The second (horizontal) dimension describes whether a real estate investment is in debt or equity.

- An equity investor has an ownership interest in real estate or securities of an entity that owns real estate. Equity investors control decisions such as borrowing money, property management, and the exit strategy.
- A debt investor is a lender that owns a mortgage or mortgage-backed securities. A mortgage is collateralized (secured) by the underlying real estate. The lender has a higher priority claim than an equity investor in the event of default. Because the lender must be repaid first, the value of an equity investor's interest is equal to the value of the property less the value of outstanding debt.

Each of the basic forms has its own risk, expected returns, regulations, legal issues, and market structure. Private real estate investments are usually larger than public investments because real estate is indivisible and illiquid. With public real estate investments, the investors can divide ownership without having to divide the property. As a result, public real estate investments are liquid and enable investors to diversify by participating in more properties.

Private real estate investment requires property management expertise on the part of the owner. In the case of publicly traded securities or private limited partnerships, the real estate is professionally managed.

Direct Real Estate Investment

Direct investment involves purchasing and financing a real estate investment. Benefits of direct investment include the following:

- *Control.* The owner can decide on what to purchase, how to finance it, what improvements to make, to which segment of tenants to market the property, and when to sell.
- *Diversification.* Real estate returns are less than perfectly correlated with the returns of stocks and bonds. Thus, adding private real estate investment to a portfolio can

reduce risk relative to the expected portfolio return.

- *Tax benefits.* Real estate can provide deductions for noncash depreciation (even as properties typically appreciate) as well as interest expense.

Drawbacks of direct real estate investment include the following:

- Illiquidity and price opacity
- Complexity of managing property
- Need for specialized knowledge about current market conditions
- High initial investment/capital needed
- Concentration risk if a portfolio has one or few properties

Indirect Real Estate Investment

Indirect investments in real estate can be through limited partnerships, joint ventures, or publicly traded securities. REITs are a popular form of investment for income-producing real estate as they are exempt from double taxation. REITs are exchange traded, and therefore (unlike mutual funds) they do not face redemption/liquidation risk. REITs have managers with the specialized knowledge necessary to invest in properties successfully. REITs report GAAP metrics such as earnings per share (EPS). Some REITs also provide non-GAAP metrics such as net asset value.

Types of REITs include equity REITs, which invest in real estate directly or via partnerships; mortgage REITs, which lend money for real estate or invest in MBSs/CMBs; or hybrid REITs that invest in both real estate and mortgages.

REITs that pursue **core real estate strategies** invest in high-quality commercial and residential properties that deliver stable returns. These REITs typically have open-end structures with indefinite lives. Like open-end mutual funds, this structure gives investors the opportunity to invest or redeem at any time.

REITs with riskier investment strategies are most often structured as closed-end funds with finite lives. These strategies include:

- **Core-plus real estate strategies**, which accept a bit more risk than core strategies by undertaking modest development and redevelopment.
- **Value-add real estate strategies**, which undertake development and redevelopment on a somewhat larger scale than core-plus strategies.
- **Opportunistic real estate strategies**, which pursue large-scale redevelopment and repurposing of assets, invest in distressed properties, or speculate on upturns in real estate markets.

LOS 79.b: Explain the investment characteristics of real estate investments.

Among real estate investments, first mortgages or investment-grade CMBs are the least risky and are similar to investing in bonds. Core strategies are the next-least risky and also have bond-like characteristics, in that they receive stable rental income from

many lessors (i.e., a diversified income pool). Value-add and opportunistic strategies are the most risky and are more equity-like in their risk-and-return characteristics.

Because REITs invest in many properties, they provide diversification benefits in addition to liquidity of a publicly traded security. However, the correlation of REIT returns with equity returns is higher than that for direct investment, and correlations increase during steep market downturns. Even so, real estate investments do improve the risk-return profile of a portfolio relative to one comprising only traditional asset classes.



MODULE QUIZ 79.1

1. Which of the following is *most likely* an advantage of direct real estate investment as compared to investing in a REIT?
 - A. Diversification within the asset class.
 - B. Higher liquidity.
 - C. Greater control.
2. Which of the following real estate investment strategies is less risky than a core real estate strategy?
 - A. First mortgage debt.
 - B. Core-plus strategies.
 - C. Opportunistic strategies.

MODULE 79.2: INFRASTRUCTURE



Video covering this content is available online.

LOS 79.c: Explain features and characteristics of infrastructure.

Infrastructure investments include transportation assets (e.g., roads, airports, ports, railways), utility assets (e.g., gas distribution facilities, electric generation and distribution facilities, and waste disposal and treatment facilities), information and communication technology (e.g., telecom towers and cable systems), and social infrastructure (e.g., prisons, schools, and health care facilities).

One way to invest in infrastructure is to construct the assets and either sell or lease them to the government or operate them directly. Alternatively, an investor might buy existing assets from a government to lease back or operate. Infrastructure investments can also be made by a **public-private partnership**.

Cash flows generated from infrastructure investments include **availability payments** for making the infrastructure available, **usage-based payments** such as highway tolls, and **take-or-pay arrangements** that require the buyer to pay minimum purchase price for an agreed-upon volume.

Investments in infrastructure assets that are to be constructed are referred to as **greenfield investments**. Greenfield investments typically follow a life cycle known as **build-operate-transfer (BOT)**, with cash outflows during the building phase, increasing cash inflows as the private investor begins operating the facility, and finally a transfer of the facility to a government entity or a third party.

Investments to expand or privatize an existing infrastructure asset are known as **brownfield investments**. An example of a brownfield investment is a sale-leaseback arrangement whereby the asset is purchased from and leased back to the government. Investments in fully operational facilities that do not need any further development are called **secondary-stage investments**.

Infrastructure assets typically have a long life and are quite large in cost and scale, so direct investment in them has low liquidity. However, more liquid investments backed by infrastructure assets are available through ETFs, mutual funds, private equity funds, or master limited partnerships (MLPs). Publicly traded vehicles for investing in infrastructure are a small part of the overall universe of infrastructure investments and are relatively concentrated in a few categories of assets. Debt issued to fund infrastructure can be privately placed or publicly traded.

LOS 79.d: Explain the investment characteristics of infrastructure investments.

In general, investing in brownfield investments provides stable cash flows and relatively high current yields, but offers little potential for growth. Secondary-stage brownfield investments (e.g., existing toll roads and hospitals) are the least risky and offer the lowest return. Greenfield investments (e.g., new toll roads, renewable energy facilities) are subject to more uncertainty and may provide relatively lower yields in the near term, but offer greater growth potential. Infrastructure projects that rely on revenues from uncertain future demand tend to be the riskiest.

Because of long-term contracts and barriers to entry, cash flows from equity investment in infrastructure are stable and have low correlation with public equities. Infrastructure debt also tends to be safer and less affected by economic cycles. Greenfield investments in developing economies, while risky, have generated attractive returns over the long term as they benefit from increasing per-capita incomes and wealth.

Investing in infrastructure assets can provide diversification benefits, but investors should be aware that these investments are often subject to regulatory risk, risk from financial leverage, and the possibility that cash flows will be less than expected. Projects that involve building infrastructure assets have construction risk. When the assets are operated by a private owner, operational risk must also be considered.

Infrastructure investments tend to be most suitable for long-term institutional investors such as pension plans, life insurance companies, and sovereign wealth funds.



MODULE QUIZ 79.2

1. Which of the following infrastructure investments provides the greatest degree of certainty about cash flows?
 - A. Secondary-stage investments.
 - B. Sale and leaseback arrangements.
 - C. Greenfield investments.
2. Which of the following is *best* characterized as a direct investment in infrastructure?
 - A. Infrastructure exchange-traded fund.

- B. Master limited partnership.
 - C. First mortgage on a toll road.
3. Which of the following infrastructure projects is *most likely* to offer the highest expected return?
- A. First-lien mortgage on an existing toll road.
 - B. Equity investment in a new airport in a developed country.
 - C. Equity investment in a new passenger rail line in a developing country.

KEY CONCEPTS

LOS 79.a

Equity or debt investments in real estate can be direct or indirect. Advantages of direct (equity) investment include more operational control, higher tax savings, and diversification to reduce portfolio risk. Drawbacks of direct real estate investment include illiquidity, operational complexity, a need for specialized knowledge, high initial investment, and concentration risk.

Publicly traded securities such as REITs offer liquidity, professional management, exposure to a diversified pool of real estate, and exemption from double taxation. REITs following core strategies invest in high-quality commercial property. Core-plus strategies involve higher risk as they entail some redevelopment of the properties acquired. Value-add strategies take even more risk as they seek to undertake major redevelopment. Opportunistic strategies have the highest risk.

LOS 79.b

Real estate investments with bond-like risk-and-return characteristics include senior debt (the least risky) and core strategies. Real estate investments with equity-like characteristics include core-plus, value-add, and opportunistic strategies.

LOS 79.c

Infrastructure investments include transportation assets, utility assets, information and communication technology, and social infrastructure.

Brownfield investments are already constructed infrastructure facilities, while greenfield investments are yet to be constructed. Fully operational facilities that generate stable cash flows are called secondary-stage brownfield investments.

LOS 79.d

Brownfield investments are less risky than greenfield investments. Demand-based infrastructure projects tend to be the riskiest. Equity investment in infrastructure has a low correlation with public equities, while debt tends to be safer and less affected by economic cycles.

ANSWER KEY FOR MODULE QUIZZES

Module Quiz 79.1

1. **C** Direct investments tend to have lower diversification within the asset class (concentration risk), lower liquidity, but greater control (deciding on which property to invest/develop/sell) relative to investment in REITs. (LOS 79.a)
2. **A** The risk levels (lowest to highest) are senior debt, core strategies, core-plus strategies, value-add strategies, and opportunistic strategies. (LOS 79.b)

Module Quiz 79.2

1. **A** Secondary-stage investments are brownfield investments that are fully operational, do not require further investment, and generate predictable periodic cash flows. Other brownfield investments, such as the privatization of public assets or sale and leaseback arrangements, may have a short operating history and uncertainty of cash flows. Greenfield investments tend to be the most risky, requiring development of new assets with uncertain cash flows. (LOS 79.c)
2. **C** A first mortgage on a toll road is a direct debt investment in infrastructure. The other choices are indirect investments. (LOS 79.c)
3. **C** Projects that are most risky would generally have the highest expected returns. A new rail line in a developing country is a greenfield investment. Greenfield investments in developing economies, while risky, have generated attractive returns over the long term as per-capita incomes and wealth increase. An existing toll road is a brownfield investment, the debt of which is likely to be less risky and therefore offer a lower expected return. A greenfield investment in a developed country would most likely be in the middle of risk and return profile of the other two choices. (LOS 79.d)

READING 80

NATURAL RESOURCES

MODULE 80.1: FARMLAND, TIMBERLAND, AND COMMODITIES



Video covering this content is available online.

LOS 80.a: Explain features of raw land, timberland, and farmland and their investment characteristics.

Natural resources comprise raw land, land used for growing crops or timber, and commodities. Investment in natural resources can be a direct investment or via commingled funds such as exchange-traded funds, real estate investment trusts (REITs), limited partnerships, and limited liability companies (LLCs). Derivatives such as commodity futures and swaps are also commonly used for exposure to this asset class.

Raw land, farmland, and timberland are all illiquid investments, and their value is primarily driven by location. For timberland and farmland, proximity to transportation and markets increases value, as does access to water and quality of soil. While all three kinds of land can generate lease income and price appreciation, farmland and timberland also generate income from their output.

Farmland is primarily held by individuals, while institutions are most likely investors in raw land and timberland. Timberland lot sizes tend to be much larger than farmland. Timberland also requires specialized expertise. Investors who lack the expertise can invest through **timberland investment management organizations (TIMOs)**.

Farmland and timberland have fewer financing alternatives than residential and commercial real estate. Financing is often in the form of bank loans or direct private debt. Newer REITs in farmland allow retail investors to get a foothold in this category.

While most agricultural crops must be harvested within a short period, the choice of when to harvest timber is based on current prices and expected growth rates. Because commodity prices fluctuate, farmers often use short positions in commodity futures to hedge their expected harvest. Agricultural crops (including trees) consume carbon, and therefore, they are attractive to investors with an environmental, social, and governance (ESG) focus on climate change.

LOS 80.b: Describe features of commodities and their investment characteristics.

We can divide commodities into three major sectors: metals (including base or industrial metals and precious metals), agricultural products, and energy products. Commodity contracts are also classified based on grade (quality) and delivery location.

Governments may provide subsidies for some food crops for consumers or price support to farmers. They may also control access to extractable natural resources or even be directly involved in production. Climate change–related regulation may decrease demand for fossil fuels while increasing demand for minerals such as lithium, cobalt, and nickel.

While it is possible to invest directly in commodities such as grain and gold, derivatives such as futures are more commonly used to gain exposure to commodities. Because commodities are physical goods, they have costs for storage and transportation.

Futures, forwards, and options on futures are all available forms of commodity derivatives. Futures trade on exchanges and therefore have no counterparty risk.

Other methods of exposure to commodities include the following:

- Exchange-traded products (ETPs) include **exchange-traded funds (ETFs)** or **exchange-traded notes (ETNs)**. ETPs are suitable for investors who are limited to buying equity shares. ETFs can invest in commodities or commodity futures and can track prices or indexes.
- **Managed futures funds**, such as **commodity trading advisers (CTAs)**, are actively managed. Some managers concentrate on specific sectors (e.g., agricultural commodities), while others are more diversified. Managed futures funds can be structured as limited partnerships with fees like those of hedge funds and restrictions on the number, net worth, and liquidity of the investors. They can also be structured like mutual funds with shares that are publicly traded so that retail investors can benefit from professional management. This structure allows a lower minimum investment and offers greater liquidity than a limited partnership structure. **Separately managed accounts (SMAs)** are appropriate for larger investors who may require custom portfolios based on their individual preferences and needs.
- Specialized funds in specific commodity sectors can be organized under any of the structures we have discussed and focus on commodities such as oil and gas, grains, precious metals, or industrial metals.

Commodity Valuation

Wheat today and wheat six months from today are different products. Purchasing the commodity today will give the buyer the use of it if needed, while contracting for wheat to be delivered six months from today avoids storage costs (warehouse cost, insurance, and spoilage) and having cash tied up. An equation that considers these aspects is:

$$\text{futures price} \approx \text{spot price} \times (1 + \text{risk-free rate}) + \text{storage costs} - \text{convenience yield}$$

Convenience yield is the nonmonetary value of having a physical commodity for use over the period of a futures contract. If there is little or no convenience yield, futures

prices will be higher than spot prices, a situation termed **contango**. When the convenience yield is high enough to more than offset storage costs, futures prices will be less than spot prices, a situation referred to as **backwardation**. Contango decreases the return of long-only investors, while backwardation increases it.

LOS 80.c: Analyze sources of risk, return, and diversification among natural resource investments.

Commodity Prices and Investments

Spot prices for commodities are a function of supply and demand. Demand is affected by the value of the commodity to end users and by global economic conditions. Supply is affected by production, storage costs, and existing inventories.

For many commodities, supply is inelastic in the short run because of long lead times to alter production levels (e.g., drill oil wells, plant crops, or decide to plant less of them). As a result, commodity prices can be volatile when demand changes significantly over the economic cycle, or when there are supply shocks such as natural disasters.

Production of some commodities, especially agricultural commodities, can be significantly affected by the weather and plant disease, leading to high prices when production is low and low prices when production is high. Costs of extracting oil and minerals increase as more expensive methods or more remote areas are used.

To estimate future needs, commodity producers analyze economic events, government policy, and forecasts of future supply. Investors analyze inventory levels, forecasts of production, changes in government policy, and expectations of economic growth to forecast commodity prices.

In recent decades, returns and the volatility of returns have been higher for commodities than for global stocks or bonds. Timberland and farmland also have higher average returns, but with lower volatility than global stocks (but similar volatility to global bonds). As with other investments, speculators can earn high returns over short periods when their expectations about short-term commodity price movements are correct.

Historically, correlations of commodity returns with the returns of global equities and global bonds have been low. As a result, adding commodities to a portfolio of traditional assets can provide diversification benefits. Because commodity prices tend to move with inflation rates, holding commodities can act as a hedge of inflation risk. During periods of high (low) inflation, commodities outperform (underperform) both stocks and bonds. Commodity prices are more sensitive to geopolitical and weather-related risk factors.



MODULE QUIZ 80.1

1. Which of the following is *most likely* an attribute of timberland and farmland?
 - A. There is a flexibility option to increase output when market prices are high.
 - B. They both cater to institutional investors.

- C. The investment is relatively illiquid.
2. Which of the following is *least likely* when net cost of carry for a commodity is negative?
- A. Futures prices will be in backwardation.
 - B. Futures prices will be in contango.
 - C. Long-only investors will generally earn a higher return.
3. Which of the following is *least accurate* about commodity returns?
- A. Returns and volatility have been higher for commodities than for stocks or bonds.
 - B. Timberland and farmland returns have lower volatility as compared to global stock returns.
 - C. Because commodity prices tend to have negative correlation with inflation rates, holding commodities can act as a hedge of inflation risk.

KEY CONCEPTS

LOS 80.a

Returns on farmland and timberland are driven by changes in land prices and prices for the underlying output. Risks of investing in farmland and timberland include low liquidity, variable cash flows that depend on weather, and potential losses from natural disasters.

LOS 80.b

Natural resource investments include commodities, farmland, and timberland.

Exposure to commodity prices is most commonly achieved with derivatives. Other methods of exposure include commodity ETFs, managed futures funds, and specialized funds in specific commodity sectors.

$$\text{futures price} = \text{spot price} + \text{net cost of carry}$$

When the convenience yield is sufficiently high (low), net cost of carry is negative (positive), a situation known as backwardation (contango). Contango decreases the return of long-only investors, while backwardation increases it.

LOS 80.c

Returns on farmland and timberland include sales of the products raised on the land. Timberland returns also include price changes on the land, which depend on expected lumber prices and how much timber has been harvested. Farmland returns also depend on land price changes, changes in farm commodity prices, and the quality and quantity of the crops produced.

Commodity returns have low correlation with traditional asset classes and provide diversification benefits as well as a hedge against inflation.

ANSWER KEY FOR MODULE QUIZZES

Module Quiz 80.1

1. **C** Timberland and farmland are relatively illiquid. While timberland mostly caters to institutional investors due to the large investment required, most farms are family owned (individual investors). Only timberland enjoys the flexibility option, whereby the trees can be cut when the market price of timber is high. Farm products need to be harvested when ready. (LOS 80.a)
2. **B** When the cost of carry is negative, futures prices will be lower than the spot prices, which is called backwardation. Under backwardation, long-only investors will generally earn a higher return. (LOS 80.b)
3. **C** Because commodity prices tend to move with inflation rates (positive correlation), holding commodities can act as a hedge of inflation risk. (LOS 80.c)

READING 81

HEDGE FUNDS

MODULE 81.1: HEDGE FUNDS



Video covering this content is available online.

LOS 81.a: Explain investment features of hedge funds and contrast them with other asset classes.

Hedge funds are private pooled investment vehicles that are generally available only to qualified or accredited investors. While these funds were traditionally designed to use long and short exposures to generate positive returns in any market, they have evolved to pursue a wide variety of strategies. Unlike mutual funds, hedge funds tend to be lightly regulated, and their managers have great freedom in selecting investment strategies. The primary return drivers for hedge funds are market inefficiency and price volatility.

Hedge funds invest in traditional asset classes (debt and equity), use leverage, and use derivatives in pursuit of their strategies. Hedge funds are often evaluated on a total return or risk-adjusted return basis, rather than against a benchmark.

Hedge fund managers often invest their own money in their funds. Performance fees for hedge fund managers may be linked to a **high-water mark** requirement, whereby performance fees are payable only when the fund value exceeds its highest prior value.

Mutual funds, REITs, and ETFs are all publicly traded, while hedge funds are privately held. Unlike private equity funds, hedge funds tend to invest mostly in liquid asset classes and have a shorter time horizon. Private equity funds require a longer time horizon, while hedge funds have periodic redemptions.

Hedge Fund Categories

We can classify hedge funds by the strategies they pursue. Here we list some examples of each.

1. **Equity hedge fund strategies** seek to profit from long or short positions in publicly traded equities and derivatives with equities as their underlying assets. Short positions taken to reduce or remove overall market risk can be in a market index if a manager does not have a negative opinion on specific securities. Subcategories include the following:
 - **Fundamental long/short.** Use long positions in undervalued securities based on fundamental analysis while simultaneously having a short position in a portfolio of stocks or an index. This

strategy seeks to capture alpha when a market correction occurs. Most managers have net long exposure (i.e., a long bias).

- **Fundamental growth.** Use fundamental analysis to find high-growth companies. Identify and buy equities of companies that are expected to sustain relatively high rates of capital appreciation, and short equities of companies expected to have low or no revenue growth. Typically, these funds have a net long bias.
- **Fundamental value.** Buy equity shares that are believed to be undervalued, and short equities believed to be overvalued, based on fundamental analysis. The performance of value stocks relative to growth stocks drives performance.
- **Market neutral.** Use technical or fundamental analysis to select undervalued equities to be held long and to select overvalued equities to be sold short, in approximately equal amounts to profit from their relative price movements without exposure to market risk. Leverage may be used.
- **Short bias.** Employ technical, quantitative, and fundamental analysis and take predominantly short positions in overvalued equities, possibly with smaller long positions but with negative market exposure overall. This is a contrarian strategy that focuses on the manager's skills at discerning flawed business strategies or accounting.

2. **Event-driven strategies** are typically based on a corporate restructuring or acquisition that creates profit opportunities for long or short positions in common equity, preferred equity, or debt of a specific corporation. Event-driven funds are typically long biased. Subcategories are as follows:

- **Merger arbitrage.** Buy the shares of a firm being acquired and sell short the firm making the acquisition. Although the term *arbitrage* is used, such a strategy is not risk free because deal terms may change or an announced merger may not take place.
- **Distressed/restructuring.** Buy the securities of firms in financial distress when analysis indicates that value will be increased by a successful restructuring, and possibly short overvalued securities at the same time.
- **Activist shareholder.** Buy sufficient equity shares to influence a company's policies, with the goal of increasing company value (e.g., by restructuring, change in strategy or management, or return of capital to equity holders).
- **Special situations.** Invest in the securities of firms that are issuing or repurchasing securities, spinning off divisions, selling assets, or distributing capital.

3. **Relative value strategies** involve buying a security and selling short a related security, with the goal of profiting when a perceived pricing discrepancy between the two is resolved. Subcategories include the following:

- **Convertible arbitrage fixed income.** Exploit pricing discrepancies between convertible bonds and the common stock of the issuing companies and options on the common shares.
- **Specific fixed income (ABS/MBS/high yield).** Exploit pricing and quality discrepancies.
- **General fixed income.** Exploit pricing discrepancies among fixed-income securities of various issuers and types.
- **Multistrategy.** Exploit pricing discrepancies among securities within and across asset classes and markets.

4. **Opportunistic strategies** focus on macro events and commodity trading. Often, these strategies are implemented using ETFs or derivatives in addition to individual securities. Subcategories include the following:

- **Macro strategies** are based on global economic trends and events and may involve long or short positions in equities, fixed income, currencies, or commodities. These funds benefit from heightened volatility surrounding major events. Smoothing of economic shocks by central bank actions reduce the attractiveness of these strategies.

- **Managed futures** funds may focus on trading commodity futures (these funds are known as commodity trading advisers, or CTAs) or incorporate financial futures. Commodity prices tend to behave differently than financial assets, in that high prices tend to decrease demand (which in turn decreases prices), while low prices reduce supply (which in turn increases prices).

Unique Characteristics of Hedge Fund Investing

Hedge funds differ from other private investment vehicles, such as mutual funds and REITs:

- They tend to be less regulated and have flexible mandates, allowing them freedom to deploy a wide range of strategies, use leverage, and choose from a larger universe of securities and derivatives.
- Hedge funds are higher cost, as they charge higher fees in the form of an incentive fee on top of generally high management fees.
- They have lower liquidity, including lockup periods and liquidity gates. A **lockup period** is the time after initial investment over which limited partners either cannot request redemptions or incur significant fees for redemptions (a soft lockup). A **notice period** is the amount of time a fund has to fulfill a redemption request made after the lockup period has passed. A **liquidity gate** is a partial restriction on redemptions (i.e., less than a full suspension of them).

Hedge fund managers often incur significant transactions costs when they redeem shares. Redemption fees can offset these costs. Notice periods and liquidity gates allow time for managers to reduce positions in an orderly manner. Redemptions often increase when hedge fund performance is poor over a period, and the costs of honoring redemptions may further decrease the value of the remaining partnership interests.

- There is reduced transparency about strategies followed and investments made by the fund to protect proprietary trading methods. This makes it difficult for investors and analysts to assign accurate values to a hedge fund's holdings.

LOS 81.b: Describe investment forms and vehicles used in hedge fund investments.

Hedge funds can be structured as commingled funds, whereby capital from many investors is pooled together, or as a **separately managed account (SMA)** for a single large investor.

Commingled funds often have a **master-feeder structure** that is designed to be tax efficient, enjoys economies of scale, and allows for funding from global investors. Under such a structure, there are two feeder funds: offshore (in a tax haven) and onshore. Both funds flow into a master fund, which makes the investments. The master-feeder structure bypasses regional regulatory requirements.

SMAs allow for a customized portfolio to meet an investor's risk/return objectives. One concern is that the manager has no stake in the fund, so the manager's interests are not as well aligned with those of the investor as they would be in a typical commingled fund. SMAs also require more operational oversight and thus are appropriate for larger or institutional investors. The benefit of lower negotiated fees in SMA structure is offset

by the disadvantage of receiving allocations of only the fund manager's most liquid trades.

Hedge funds are typically structured as limited partnerships or limited liability corporations. The general partner is the fund manager and receives compensation based on the fund's performance. The contractual relationships between the GP and LPs are laid out in the fund documents: partnership agreement, **private placement memorandum**, or articles of incorporation. Typically, a fund is structured to have an indefinite life, though most funds do wind down as they are liquidated on a regular basis.

Recently, there has been market pressure to reduce hedge fund fees from the previous standard of 2% management fees and 20% performance fees. Some of the newer funds have 1% management fees plus 30% performance fees based on performance relative to a benchmark (as opposed to being based on total returns).

Indirect Investment Forms

A **fund-of-funds** is an investment company that invests in hedge funds. Fund-of-funds investing can give investors diversification among hedge fund strategies, offer a manager's expertise in selecting individual hedge funds, and provide smaller investors with access to hedge funds in which they may not be able to invest directly. These funds also have reduced lockup periods and greater exit liquidity.

Fund-of-funds managers charge an additional layer of fees beyond the fees charged by the individual hedge funds in the portfolio. Historically, these additional fees have been a 1% management fee and a 10% incentive fee. Because these fees to the fund-of-funds manager are on top of fees charged by the individual funds, they can significantly reduce investors' net returns.

LOS 81.c: Analyze sources of risk, return, and diversification among hedge fund investments.

Hedge fund returns come from three sources:

1. *Market beta*. This is the return attributable to the broad market index. Investors can get this from passive investments in index funds.
2. *Strategy beta*. This is the return attributable to specific sectors in which a fund has exposure.
3. *Alpha*. This is the additional return that is delivered by the manager through security selection.

Hedge fund managers use leverage to magnify the value added through strategy beta and alpha. High fees, however, act as a drag on performance.

Hedge fund performance as measured by indexes is often overstated. These indexes compile results based on voluntary reporting of performance data by participating fund managers. This likely biases returns and correlations with traditional investment

returns. Because index reporting is voluntary, poor-performing funds are less likely to report.

- Index returns may exhibit **survivorship bias** because hedge funds might not be included until they have existed for a minimum time or reached a minimum size. In this case an index will not reflect the poor performance of funds that fail before reaching these minimums.
- **Selection bias** may result from index providers assigning funds to categories inconsistently or having different requirements for including a fund.
- **Backfill bias** refers to the effect on historical index returns of adding fund returns for prior years to index returns when a fund is added to an index. Like selection bias, this tends to overstate performance because funds with better historical returns are more likely to be added.

Historical data show that while a hedge fund's performance is highly dependent on the time period over which the performance is measured, hedge funds as an asset class provide diversification benefits relative to portfolios that invest in traditional asset classes. Hedge funds tend to be more correlated with equities than with fixed income.



MODULE QUIZ 81.1

1. An institutional investor who wants to invest in a hedge fund that engages in convertible bond arbitrage would *most appropriately* select a:
 - A. relative value strategy fund.
 - B. special situation fund.
 - C. separately managed account.
2. An investor who chooses a fund-of-funds as an alternative to a single hedge fund is *most likely* to benefit from:
 - A. lower fees.
 - B. higher returns.
 - C. manager expertise.
3. Hedge funds use leverage to magnify which of the following?
 - A. Alpha.
 - B. Market beta.
 - C. Currency risk.

KEY CONCEPTS

LOS 81.a

Hedge fund investments tend to have high fees, lower transparency, lower regulatory burden, and lower liquidity than mutual funds or ETFs.

Hedge funds generally use leverage, take both long and short positions, and use derivatives.

Equity hedge strategies take long and short positions in equities and equity derivatives. Strategies include market neutral, fundamental growth, fundamental value, fundamental long/short, and short bias.

Event-driven strategies include merger arbitrage, distressed/restructuring, activist, and special situations.

Relative value strategies seek profits from unusual pricing issues.

Opportunistic strategies include macro strategies and managed futures.

LOS 81.b

Hedge funds can be structured as commingled funds (master-feeder structure) or as a separately managed account.

A fund-of-funds invests in other hedge funds. Its advantages are that it can give investors diversification among hedge fund strategies, provides expertise in selecting hedge funds, and provides access to hedge funds that are otherwise unavailable. Its disadvantage is the additional layer of fees beyond the fees charged by the hedge funds in the portfolio.

LOS 81.c

Hedge fund returns comprise market beta, strategy beta, and alpha. Hedge funds often magnify strategy beta and alpha by using leverage.

Hedge fund performance is often overstated because of selection, backfill, and survivorship bias.

With proper due diligence, hedge funds can offer diversification benefits to a portfolio of traditional investments.

ANSWER KEY FOR MODULE QUIZZES

Module Quiz 81.1

- 1. A** Convertible bond arbitrage is an example of a relative value strategy. Institutional investors may choose a separately managed account if their investment allocation is large and if they want custom funds to align with the institution's risk/return objectives. A special situation fund would be an equity investment strategy focusing on companies undertaking issuance/repurchase or other similar capital market transactions. (LOS 81.a, 81.b)
- 2. C** A fund-of-funds manager is expected to provide expertise in selecting hedge funds. Funds-of-funds charge fees in addition to those charged by the funds in which they invest. Investing in funds-of-funds may provide more diversification, but it may not necessarily provide higher returns, due in part to the additional layer of fees. (LOS 81.b)
- 3. A** Fund managers seek to magnify sector beta and alpha by using leverage. Hedge funds seek to reduce risks and often remove market beta exposure with short positions. (LOS 81.c)

READING 82

INTRODUCTION TO DIGITAL ASSETS

MODULE 82.1: DISTRIBUTED LEDGER TECHNOLOGY



Video covering this content is available online.

LOS 82.a: Describe financial applications of distributed ledger technology.

Digital assets are assets that can be electronically created, stored, and transferred. This relatively new alternative asset class includes cryptocurrencies, tokens, and digital collectibles. A digital asset is secured and validated using **distributed ledger technology (DLT)**, also known as blockchain technology. Cryptocurrencies have their own blockchains, while crypto tokens are built on blockchains that already exist.

A **distributed ledger** is a database shared among market participants. It maintains a record of all transactions, which allows each participant to have an identical copy of the database. DLT benefits include accuracy, transparency, and security; rapid ownership transfer; and peer-to-peer (P2P) interactions for creating, trading, and monitoring digital assets. DLT disadvantages include data protection concerns, potential privacy violations, and the large amount of computational power needed for verifying transactions.

A DLT network consists of a digital ledger, a consensus mechanism, and a network of participants. A consensus mechanism establishes a common state of the ledger, which involves validating transactions and updating the ledger. These two steps generate records that are immutable (i.e., unchangeable) while providing transparency for all network participants. DLT uses cryptography to encrypt data, which prevents unauthorized parties from accessing data.

DLT can also implement **smart contracts**, where a computer program self-executes based on predetermined terms and conditions. Automating contingent claims and collateral transfers during default events are examples of smart contract applications.

A **blockchain** is a digital ledger that records information sequentially within blocks. These blocks are linked together (i.e., chained), and information is secured using cryptographic techniques. Blocks within the chain contain a group of transactions as well as a secure link (known as a hash) to the previous block. A newly created

transaction is only added to a chain after it has been validated by authorized participants.

Consensus Protocols

Consensus protocols determine how blocks are chained together. They are structured to protect against market manipulation. The main types of consensus protocols are proof of work and proof of stake.

For the **proof of work (PoW) protocol**, when a transaction takes place, **miners** use computers to solve a cryptographic problem, which then verifies the transaction. Blocks are validated and locked into the blockchain thanks to powerful computers that use massive amounts of energy. This process rewards the miners with cryptocurrency. The resources required for mining impose substantial costs on any attempt to manipulate the blockchain's historical record. To do so would require one party to control most (i.e., 51%) of the network. For this reason, a blockchain is more likely to succeed when there is a large number of network participants. PoW is the most widely used consensus mechanism.

The **proof of stake (PoS) protocol** is an emerging consensus mechanism in which certain network participants pledge collateral (a process known as staking) to guarantee the validity of a block. These participants, who are known as **validators**, use their stake to signal to the network that a transaction is ready to be added to the blockchain. Additional validators will then verify that the transaction is, indeed, authentic. Validators also protect the network from potential malicious attacks by controlling most of the network's computational power. Validators are rewarded with a return on their staked collateral.

Permissionless and Permissioned Networks

The two forms of DLT networks are permissionless and permissioned.

In **permissionless networks**, transactions are visible to all users within the network, and any user can execute a transaction. In addition, all network functions can be performed by any network participant. Bitcoin is considered a permissionless network, as are many other types of cryptocurrency.

An advantage of a permissionless (i.e., open) network is that transactions are confirmed or denied through consensus mechanisms rather than by a centralized authority. Blockchain transactions cannot be manipulated once they have been added to the ledger, which creates an immutable record of all transactions. Transacting parties do not have to trust each other in permissionless networks.

In **permissioned networks**, users may be restricted from some network activities. Permissions (or controls) can modify the level of ledger accessibility. These levels range from adding transactions (for network participants) to viewing only the transaction history (for regulators). Because permissioned blockchains have stronger restrictions, they are more cost effective than open and decentralized permissionless networks.

Digital Asset Categories

DLT has many potential applications within the financial industry, including the creation of digital assets and the delivery of more efficient financial services. Figure 82.1 outlines the main types of digital assets currently available.

Figure 82.1: Types of Digital Assets

Cryptocurrencies	Tokens
■ Bitcoin	■ Nonfungible tokens (NFTs)
■ Altcoins	■ Security tokens
– Other cryptocurrencies (e.g., Ether)	– Initial coin offerings (ICOs)
– Stablecoins (e.g., Tether)	■ Utility tokens
– Meme coins (e.g., Dogecoin)	■ Governance tokens
■ Central bank digital currencies (CBDCs)	

A **cryptocurrency** is a digital currency issued privately with no backing from a central bank. By using this digital medium of exchange, parties can execute near-real-time transactions without the need for an intermediary. Cryptocurrencies commonly limit how many currency units can be issued. The objective of this supply limit is to maintain the unit as a store of value; however, many cryptocurrencies still experience extreme price volatility.

Various cryptocurrencies exist because their blockchains are designed and optimized differently. As the most widely traded cryptocurrency, Bitcoin has influenced the development of many other types of digital assets. Alternate cryptocurrencies, known as **altcoins**, are based on the technology used by Bitcoin. The most well-known altcoin is Ether, which is built on the Ethereum network. The Ethereum blockchain allows users to develop applications (i.e., smart contracts) to secure and validate transactions. Therefore, the value of Ethereum and other programmable blockchains extends beyond being only a store of value. To date, Bitcoin and Ether are the two most popular cryptocurrencies; as of July 2022, they made up more than 80% of the total cryptocurrency market.

Stablecoins offer stable digital currency values. These coins are linked to the value of another asset, such as the U.S. dollar, and secured by a basket of assets. The value of stablecoins is protected from price volatility through this reserve basket, which minimizes risk from potential transaction failures. Smart stablecoins or algorithmic stablecoins control their supply by using algorithms to mint additional assets when demand increases. Stablecoins cannot be exchanged for fiat currency, and they have no legal or regulatory backing. One of the most popular stablecoins is Tether, which is pegged to the U.S. dollar. A special case of stablecoins is an asset-backed token, which maintains price parity with a target asset, such as gold. We will discuss these tokens in more detail later in this reading.



PROFESSOR'S NOTE

The TerraUSD stablecoin was pegged to the U.S. dollar “algorithmically” instead of being directly linked to the underlying collateral value. In May

2022, the 1:1 peg failed after significant investor withdrawals and its value collapsed, resulting in a run on several stablecoins.

In general, **meme coins** are launched for entertainment purposes. In some cases, their rapid rise in popularity has allowed early purchasers to sell these coins for a quick and significant profit. The most popular meme coin is Dogecoin, which is based on a popular internet meme. In May 2021, Dogecoin saw a dramatic increase in market value thanks to social media endorsements. However, a year later, its market value dropped sharply as its usefulness came into question.

As mentioned, governments do not currently back or regulate cryptocurrencies. Nevertheless, central banks are currently exploring the potential benefits of cryptocurrency equivalents as alternatives to physical currency. A **central bank digital currency (CBDC)** is essentially a digital version of a banknote or coin issued by a central bank.

When physical assets like real estate change hands, considerable work is required to verify ownership. **Tokenization** uses DLT to streamline this process by digitally tracking the historical record of ownership. A **nonfungible token (NFT)** is an example of tokenization in which a digital asset is linked to a certificate of authenticity. The key difference between NFTs and “fungible” tokens is that each NFT represents a distinct object. For example, digital artwork is a common application for NFTs.

A **security token** digitally tracks ownership rights in publicly traded securities. A blockchain can facilitate the custody, settlement, recordkeeping, and post-trade processing of security tokens. With this single ledger technology, participants can perform various transactions more easily and with more transparency. An example of a security token is an **initial coin offering (ICO)**, which is an unregulated process in which companies offer crypto tokens in exchange for money or other cryptocurrency. In an ICO, tokens are issued to investors for future purchases of products or services. An ICO is an alternative to regulated initial public offerings (IPOs). ICOs are potentially less expensive and take less time to raise capital compared to IPOs; however, most ICOs do not have attached voting rights. Many jurisdictions are considering regulating ICOs due to an increase in fraud connected to these offerings.

Utility tokens provide network services, such as service payments and network fees. In contrast to security tokens that may pay dividends, a utility token only compensates investors for network activities. **Governance tokens** are offered on permissionless networks and act as voting rights to determine how networks should operate. For example, a network can maintain stability and integrity by voting on solutions for a technical issue.



MODULE QUIZ 82.1

1. Which of the following statements about distributed ledger technology (DLT) is *most accurate*?
 - A. A disadvantage of blockchain is that past records are vulnerable to manipulation.
 - B. Tokenization can potentially streamline transactions involving high-value physical assets.

- C. Only parties who trust each other should carry out transactions on a permissionless network.
2. The benefits of using distributed ledger technology (DLT) to validate transactions on a blockchain *least likely* include:
 - A. improved accuracy and transparency.
 - B. quicker transfer of ownership records.
 - C. using high-performance computers for verifying transactions.
3. The proof of work (PoW) consensus protocol involves:
 - A. miners using computers to solve cryptographic problems.
 - B. network participants pledging collateral to guarantee the validity of transactions.
 - C. validators controlling most of the network's computational power to prevent attacks.
4. Smart contracts are *most likely* to be used for:
 - A. pegging cryptocurrency to the value of another asset.
 - B. extending the value of a blockchain beyond a store of value.
 - C. creating a digital version of a bank note issued by a central bank.
5. An initial coin offering (ICO) is *best* described as a:
 - A. utility token.
 - B. security token.
 - C. nonfungible token.

MODULE 82.2: DIGITAL ASSET CHARACTERISTICS



Video covering this content is available online.

LOS 82.b: Explain investment features of digital assets and contrast them with other asset classes.

Investing in digital assets is becoming more commonplace in the financial industry. In 2013, approximately 70 cryptocurrencies were recorded, but by early 2022, over 10,000 cryptocurrencies had been issued. Due to the high expected returns and diversification benefits of investing in cryptocurrencies, institutional investors are taking more interest in this alternative asset class. To accommodate the growing number of investors, financial service providers—including digital exchanges and custodians—have strengthened their infrastructures to support future institutional investment.

The nature of digital assets differs from traditional financial assets. Key investment differences between digital assets and other asset classes are as follows:

- **Inherent value differences.** Most digital assets are not backed by underlying assets or the cash flows they generate, such as interest or dividends. Because digital assets lack expected earnings, they have no fundamental value. In general, digital asset prices are determined by projected asset growth, which is based on scarcity (due to the limited currency supply) and the ability to transfer value in the future.
- **Transaction validation differences.** Traditional financial instruments are typically recorded on private ledgers maintained by central intermediaries. In contrast, digital assets are typically recorded on decentralized digital ledgers.

- *Medium of exchange differences.* Traditional financial assets are traded and priced in globally accepted fiat currencies. Financial systems rely on these fiat currencies as a medium of exchange. In contrast, digital assets are used as an alternative to fiat currencies and are mainly used for online transactions. However, the mainstream financial system is hesitant to accept cryptocurrencies as a medium of exchange. This is due to high transaction costs, cryptocurrencies not being legal tender in many jurisdictions, and cryptocurrencies being heavily restricted in several countries. CBDCs are currently being evaluated as tokenized forms of fiat currencies.
- *Regulatory differences.* Most jurisdictions have clear and established rules governing financial instruments. However, unlike traditional financial assets, digital assets lack well-developed standards. Regulations specific to digital assets are currently under development. Regulators in the United States consider some digital currencies to be commodities, while other regulators consider them as nonfinancial assets. In addition, the cryptocurrency exchanges used to trade digital currencies are typically unregulated. As a result, participants in these exchanges are not specifically prohibited from engaging in behaviors like market manipulation.

LOS 82.c: Describe investment forms and vehicles used in digital asset investments.

Investing in digital assets can be done directly on the blockchain, or indirectly through exchange-traded products and hedge funds. Direct ownership of cryptocurrencies requires the use of a “cryptocurrency wallet,” which contains digital encryption keys for accessing and trading assets. The two categories of exchanges for trading cryptocurrencies are centralized exchanges and decentralized exchanges.

Centralized exchanges are privately held and offer trading platforms for price transparency and volume information. Despite being at odds with Bitcoin’s decentralized nature, centralized exchanges are the most popular type of cryptocurrency exchange. Traders on these exchanges trade directly and electronically on private servers, which may introduce security vulnerabilities. Compromised exchange servers can cause trading to halt and valuable user information to leak, such as keys to cryptocurrency wallets. Depending on the jurisdiction, some of these exchanges are regulated as financial exchanges.

Similar in concept to Bitcoin, **decentralized exchanges** implement decentralized blockchain principles. A decentralized exchange does not have a centralized authority and it operates on a distributed framework. Multiple computers are used to service this type of exchange, so if one computer is attacked, the exchange will remain in operation. Therefore, attacks on decentralized exchanges are substantially more difficult. In addition, because no one person, group, or organization controls a decentralized exchange, regulations are difficult to enforce.

On either type of exchange, a lack of regulatory oversight raises investor protection concerns. Fraud and market manipulation are more likely to occur, such as **pump-and-dump schemes** involving questionable promotion of cryptocurrencies on social media to deliberately increase prices.



PROFESSOR'S NOTE

The centralized exchange FTX became one of the largest crypto and stablecoin exchanges in 2021. However, falling cryptocurrency prices, increasing interest rates, and fraudulent management decisions led to extreme illiquidity issues for the exchange. In November 2022 these issues triggered substantial investor withdrawals, which ultimately led to the bankruptcy of FTX.

Direct Investment

Direct investment in cryptocurrencies occurs when a transaction is recorded on the blockchain. When a transaction takes place, it becomes validated and permanently stored on the blockchain. Examples of gaining direct exposure include purchasing tokens on a cryptocurrency exchange, trading an NFT, and investing in an ICO. Continuous trading is offered on most cryptocurrency exchanges.

Investing in cryptocurrencies directly has several risks. Fraud has become more prevalent with the rise in popularity of cryptocurrencies. This includes scam ICOs, pump-and-dump schemes, market manipulation, theft, and attempts to gain access to wallet credentials. Also, because cryptocurrencies are normally held in secure wallets that require unique passkeys to access, losing those passkeys makes the cryptocurrency in a wallet worthless. It is estimated that 20% of Bitcoin is in lost or abandoned wallets. In addition, many small cryptocurrencies are held primarily by a few large entities (known as whales) that may hold enough of a cryptocurrency to manipulate its price.

Indirect Investment

Indirect exposure to cryptocurrencies can be achieved through coin trusts, futures contracts, exchange-traded products, stocks, and hedge funds.

Cryptocurrency coin trusts offer shares in a trust that holds large amounts of cryptocurrency. This type of investment trades over the counter and is similar to a closed-end fund. Coin trusts increase transparency while eliminating the need for digital wallets and encryption keys. However, some trusts charge substantial fees and expenses.

Cryptocurrency futures contracts involve buying or selling a specific quantity of cryptocurrency at a predetermined future date. For example, the Chicago Mercantile Exchange trades Bitcoin futures based on spot Bitcoin prices from cryptocurrency exchanges. These contracts are typically cash settled and involve leverage. Because this market is newly developing, cryptocurrency futures are typically more volatile and less liquid than traditional futures markets.

Cryptocurrency exchange-traded products, such as exchange-traded funds, attempt to mimic the returns of digital assets. These products typically gain exposure to cryptocurrency price movements using cash or cryptocurrency derivatives.

Cryptocurrency stocks offer indirect exposure through their business connection to digital assets. Examples include public digital exchanges; payment providers that

support cryptocurrencies; corporations that accept cryptocurrencies as payments, invest in cryptocurrencies, or mine cryptocurrencies; and companies that provide products or services for operating blockchain networks.

Cryptocurrency hedge funds employ strategies such as discretionary long, long/short, quantitative, and multistrategy to invest indirectly in cryptocurrencies. Some hedge funds also conduct Bitcoin mining activities to generate additional returns.

Digital Investment in Nondigital Assets

Asset-backed tokens represent digital ownership of physical assets or financial assets (i.e., nondigital assets). These tokenized assets are collateralized by the underlying asset, such as oil, gold, or equities. Asset-backed tokens can potentially increase liquidity of high-priced assets, such as real estate, by allowing for fractional ownership. A digital representation also allows for an immutable record of ownership, which improves transparency and reduces transaction costs. Regulators generally classify asset-backed tokens as securities.

The Ethereum network is often used to issue asset-backed tokens by allowing P2P interactions via smart contracts. Decentralized applications, referred to as dApps, enable transactions to be recorded on the blockchain without the need for a centralized system.

Decentralized finance (DeFi) grew out of this movement toward financial decentralization. DeFi seeks to develop sophisticated financial products and services using open-source financial applications. Essentially, DeFi is a marketplace of dApps that can offer a medium for exchange, a store of value, tokenization of assets, and immutable records of ownership. Currently, most dApps focus on digital asset speculation.

LOS 82.d: Analyze sources of risk, return, and diversification among digital asset investments.

Cryptocurrency values depend largely on asset appreciation, and a significant driver of prices is their limited supply. For instance, Bitcoin is limited to 21 million units. As a result, some investors refer to Bitcoin as digital gold. To date, Bitcoin has generated high returns and high volatility compared to traditional asset classes. For example, Bitcoin's price has risen from \$0.05 when it was first made publicly available in mid-2010 to over \$65,000 in November 2021, before falling below \$20,000 in June 2022. Figure 82.2 illustrates the risk and return of Bitcoin compared to other major asset class indexes.

Figure 82.2: Monthly Log Returns for Bitcoin and Asset Class Benchmarks

(January 2011–January 2022)¹

	Bitcoin (In USD)	S&P 500 Index Total Return	MSCI World Index Return	Bloomberg Global Aggregate Index
Average	8.84%	1.13%	0.66%	0.16%
Standard deviation	0.32	0.04	0.04	0.01
Coefficient of variation	3.66	3.43	6.09	8.16

Other cryptocurrencies exhibit similar price volatility to Bitcoin. This volatility reflects the overall uncertainty associated with this asset class. Even though some of these assets are regulated as digital commodities in the United States and formal rules in the European Union are under development, investors remain wary due to recent fraud and crime. Consequently, cryptocurrencies have been severely restricted by several countries, including China, which banned them outright in 2021.

Historically, cryptocurrency returns have demonstrated low correlations with traditional asset class returns. Therefore, cryptocurrencies have the potential to provide portfolio diversification benefits. However, correlations may increase during periods of extreme market stress. In general, cryptocurrency prices are influenced by the unique aspects of this asset class, including market adoption, risk appetite, technological innovation, network impacts, speculation, and regulation. Figure 82.3 displays a correlation matrix for Bitcoin and other major asset class indexes.

Figure 82.3: Correlations Between Monthly Log Returns for Cryptocurrencies and Selected Asset Classes (January 2011–January 2022)²

	Bitcoin in U.S. Dollars	S&P 500 Index Total Return	MSCI World Index Return	Bloomberg Global Aggregate Index
Bitcoin in U.S. dollars	1	—	—	—
S&P 500 Index total return	0.21	1	—	—
MSCI World Index return	0.22	0.97	1	—
Bloomberg Global Aggregate Index	0.14	0.25	0.33	1



MODULE QUIZ 82.2

- In contrast with traditional asset classes, digital assets *most likely*:
 - are not typically backed by underlying asset cash flows.
 - have established regulatory guidance in most jurisdictions.
 - are recorded on private ledgers maintained by central intermediaries.
- Mainstream financial systems are hesitant to accept cryptocurrencies as a medium of exchange due to which of the following factors?
 - Low transaction costs.
 - Lack of cryptocurrency roadblocks in several countries.
 - Cryptocurrencies not being considered legal tender in many countries.
- Which of the following statements is *most accurate* regarding centralized and decentralized cryptocurrency exchanges?

- A. Decentralized exchanges are the prevalent type of cryptocurrency exchange.
 - B. Centralized exchanges are more highly regulated than decentralized exchanges.
 - C. Decentralized exchanges are less susceptible to network attacks and security vulnerabilities.
4. An example of a digital form of investment in a nondigital asset is:
- A. an asset-backed token.
 - B. a cryptocurrency exchange-traded product.
 - C. purchasing tokens on a cryptocurrency exchange.
5. The main driver of cryptocurrency values is:
- A. low price volatility.
 - B. asset appreciation.
 - C. unlimited supply of currency units.

KEY CONCEPTS

LOS 82.a

Digital assets are those that can be electronically created, stored, and transferred. This alternative asset class includes cryptocurrencies, tokens, and digital collectibles. A digital asset relies on distributed ledger technology (DLT).

A blockchain is a digital ledger that records information sequentially within blocks. Consensus protocols determine how blocks are chained together. The main types of consensus mechanisms are proof of work (miners use powerful computers to verify transactions) and proof of stake (validators pledge collateral to guarantee the validity of transactions).

In permissionless networks, transactions are visible to all users within the network, and any user can execute a transaction. In permissioned networks, some network activities may be modified or restricted for users.

A cryptocurrency is a digital currency issued privately with no backing from a central bank. Stablecoins offer stable digital currency values by linking to another asset (e.g., the U.S. dollar). Meme coins are launched for entertainment purposes. A central bank digital currency is a digital version of a bank note or coin issued by a central bank.

Tokenization uses blockchain technology to digitally track the historical record of asset ownership.

LOS 82.b

The key differences in investment features between digital assets and other asset classes are as follows:

- Most digital assets are not backed by underlying assets or cash flows, as traditional financial instruments are. Digital assets do not have expected earnings, so they have no fundamental value.
- Traditional financial assets are typically recorded on private ledgers maintained by central intermediaries. Digital assets are typically recorded on decentralized digital ledgers.

- Traditional financial assets are traded and priced in fiat currencies. Digital assets are an alternative to fiat currencies and are mainly used for online transactions.
- Most jurisdictions have clear and established rules that govern traditional financial instruments. Digital assets currently lack these well-developed standards.

LOS 82.c

Centralized exchanges allow participants to trade directly and electronically on private servers. Decentralized exchanges operate on a distributed framework where multiple computers service the network. For both exchanges, investor protection concerns arise due to a lack of regulatory oversight.

Direct investment in cryptocurrencies occurs when a transaction is recorded directly on the blockchain. Investing in cryptocurrencies directly has several risks, including scam ICOs, pump-and-dump schemes, market manipulation, theft, and attempts to gain access to cryptocurrency wallet credentials.

Indirect investment in cryptocurrencies can be achieved through coin trusts, futures contracts, exchange-traded products, stocks, and hedge funds.

Asset-backed tokens represent digital ownership of nondigital assets. The movement toward decentralization and using digital investment forms for nondigital assets has led to decentralized finance (DeFi) products and services.

LOS 82.d

Cryptocurrency values are driven by asset appreciation and the limited supply of currency units. To date, digital assets have generated high returns and high volatility compared to traditional asset classes. Because digital asset returns have demonstrated low correlations with traditional asset class returns, this alternative asset class has the potential to provide portfolio diversification benefits.

ANSWER KEY FOR MODULE QUIZZES

Module Quiz 82.1

1. **B** By enabling electronic proof of ownership, tokenization has the potential to streamline transfers of physical assets such as real estate. The high cost and difficulty of manipulating past records is a strength of blockchain technology. Permissionless networks do not require trust between the parties to a transaction because the record of a transaction is unchangeable and visible to all network participants. (LOS 82.a)
2. **C** The large amount of computational power needed for verifying transactions is considered a disadvantage of DLT. Benefits include accuracy, transparency, and security of transactions; rapid ownership transfer; and peer-to-peer interactions for creating, trading, and monitoring digital assets. (LOS 82.a)
3. **A** The PoW protocol involves miners using powerful computers to verify transactions by solving cryptographic problems. The proof of stake (PoS)

protocol involves network participants pledging collateral to guarantee the validity of a block. In both cases, a large number of network participants help to prevent malicious attacks; however, the term *validators* applies specifically to the PoS consensus mechanism. (LOS 82.a)

4. **B** Smart contracts are often associated with the Ethereum blockchain and can help programmable blockchains add value beyond being only a store of value. Stablecoins involve pegging values to another asset, and central bank digital currencies involve creating a digital version of a bank note or coin issued by a central bank. (LOS 82.a)
5. **B** An example of a security token is the ICO, an unregulated process in which companies offer crypto tokens for money or other cryptocurrency. (LOS 82.a)

Module Quiz 82.2

1. **A** Most digital assets are not backed by underlying assets or the cash flows that they generate. Also, digital assets lack well-developed regulatory standards, and they are typically recorded on decentralized digital ledgers. (LOS 82.b)
2. **C** Financial systems are hesitant to accept cryptocurrencies as a medium of exchange due to high transaction costs, cryptocurrencies not being legal tender in many jurisdictions, and cryptocurrencies being heavily restricted in several countries. (LOS 82.b)
3. **C** For decentralized exchanges, multiple computers service the exchange, so if one computer is attacked, the exchange will remain operational. Thus, attacks on decentralized exchanges are more difficult than on centralized exchanges. However, centralized exchanges are the prevalent type of cryptocurrency exchange. Both types of exchange currently lack significant regulatory oversight. (LOS 82.c)
4. **A** Asset-backed tokens represent digital ownership of physical assets or financial assets (i.e., nondigital assets). A cryptocurrency exchange-traded product is an example of an indirect exposure to digital assets. Purchasing tokens on a cryptocurrency exchange is an example of a direct investment in digital assets. (LOS 82.c)
5. **B** Cryptocurrency values are based largely on asset appreciation, given that these digital assets have no underlying cash flows. The supply of several cryptocurrencies is limited, which is a key driver of price increases. Cryptocurrencies exhibit extreme price volatility, which reflects investor uncertainty with this asset class. (LOS 82.d)

¹ Reproduced from 2024 Level I CFA Curriculum, Volume 5, with permission from CFA Institute.

² Reproduced from 2024 Level I CFA Curriculum, Volume 5, with permission from CFA Institute.

TOPIC QUIZ: ALTERNATIVE INVESTMENTS

You have now finished the Alternative Investments topic section. Please log into your Schweser online dashboard and take the Topic Quiz on this section. The Topic Quiz provides immediate feedback on how effective your study has been for this material. Questions are more exam-like than typical Module Quiz or QBank questions; a score of less than 70% indicates that your study likely needs improvement. These tests are best taken timed; allow 1.5 minutes per question.

READING 83

PORTFOLIO RISK AND RETURN: PART I

MODULE 83.1: HISTORICAL RISK AND RETURN



Video covering this content is available online.

LOS 83.a: Describe characteristics of the major asset classes that investors consider in forming portfolios.

An examination of the returns and standard deviation of returns for the major investable asset classes supports the idea of a tradeoff between risk and return. Using U.S. data over the period 1926–2017 as an example, shown in Figure 83.1, small-capitalization stocks have had the greatest average returns and greatest risk over the period. T-bills had the lowest average returns and the lowest standard deviation of returns.

Figure 83.1: Risk and Return of Major Asset Classes in the United States (1926–2017)¹

Assets Class	Average Annual Return (Geometric Mean)	Standard Deviation (Annualized Monthly)
Small-cap stocks	12.1%	31.7%
Large-cap stocks	10.2%	19.8%
Long-term corporate bonds	6.1%	8.3%
Long-term government bonds	5.5%	9.9%
Treasury bills	3.4%	3.1%
Inflation	2.9%	4.0%

Results for other markets around the world are similar: asset classes with the greatest average returns also have the highest standard deviations of returns.

The annual nominal return on U.S. equities has varied greatly from year to year, ranging from losses greater than 40% to gains of more than 50%. We can approximate the real returns over the period by subtracting inflation. The asset class with the least risk, T-bills, had a real return of only approximately 0.5% over the period, while the approximate real return on U.S. large-cap stocks was 7.3%. Because annual inflation fluctuated greatly over the period, real returns have been much more stable than nominal returns.

Evaluating investments using expected return and variance of returns is a simplification because returns do not follow a normal distribution; distributions are negatively skewed, with greater kurtosis (fatter tails) than a normal distribution. The negative skew reflects a tendency towards large downside deviations, while the

positive excess kurtosis reflects frequent extreme deviations on both the upside and downside. These non-normal characteristics of skewness ($\neq 0$) and kurtosis ($\neq 3$) should be taken into account when analyzing investments.

Liquidity is an additional characteristic to consider when choosing investments because liquidity can affect the price and, therefore, the expected return of a security. Liquidity can be a major concern in emerging markets and for securities that trade infrequently, such as low-quality corporate bonds.



MODULE QUIZ 83.1

1. Liquidity is *most likely* a concern for:
 - A. emerging market stocks.
 - B. high-quality corporate bonds.
 - C. U.S. Treasuries.
2. Which of the following asset classes has historically had the highest returns and standard deviation of returns?
 - A. Small-cap stocks.
 - B. Large-cap stocks.
 - C. Long-term corporate bonds.

MODULE 83.2: RISK AVERSION



Video covering this content is available online.

LOS 83.b: Explain risk aversion and its implications for portfolio selection.

A **risk-averse** investor is simply one that dislikes risk (i.e., prefers less risk to more risk). Given two investments that have equal expected returns, a risk-averse investor will choose the one with less risk (standard deviation, σ). Financial models assume all investors are risk averse.

A **risk-seeking** (risk-loving) investor would actually prefer more risk to less and, given equal expected returns, would prefer the more risky investment. A **risk-neutral** investor would have no preference regarding risk and would therefore be indifferent between any two investments with equal expected returns.

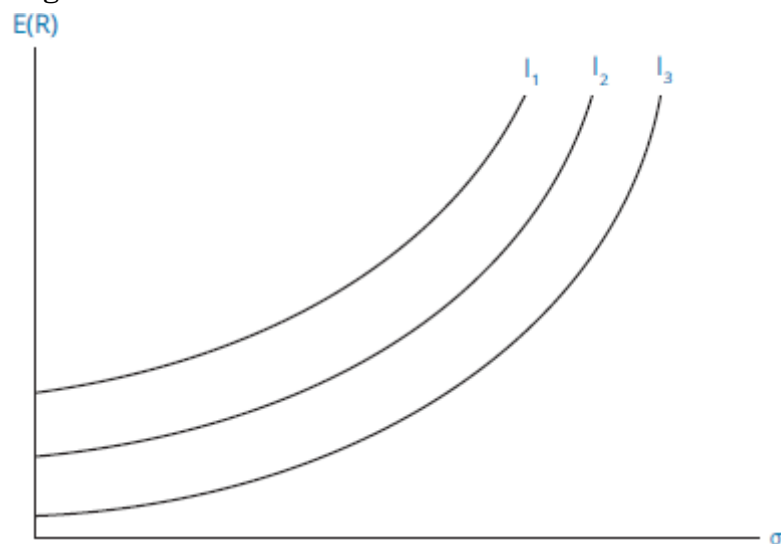
Consider this gamble: A coin will be flipped; if it comes up heads, you receive \$100; if it comes up tails, you receive nothing. The expected payoff is $0.5(\$100) + 0.5(\$0) = \$50$. A risk-averse investor would choose a payment of \$50 (a certain outcome) over the gamble. A risk-seeking investor would prefer the gamble to a certain payment of \$50. A risk-neutral investor would be indifferent between the gamble and a certain payment of \$50.

When the expected returns on two portfolios are equal, a risk-averse investor will always prefer the less risky portfolio. Those who choose high-risk portfolios feel that the increase in expected portfolio returns is adequate compensation for their portfolio's higher risk.

LOS 83.c: Explain the selection of an optimal portfolio, given an investor's utility (or risk aversion) and the capital allocation line.

Investors' **utility functions** represent their preferences regarding the tradeoff between risk and return (i.e., their degrees of risk aversion). An **indifference curve** is a tool from economics that, in this application, plots combinations of risk (standard deviation) and expected returns among which an investor is indifferent. In constructing indifference curves for portfolios based on only their expected return and standard deviation of returns, we are assuming that these are the only portfolio characteristics that investors care about. In Figure 83.2, we show three indifference curves for an investor. The investor's expected utility is the same for all points (portfolios) along any single indifference curve. Portfolios along indifference curve I_1 in Figure 83.2 are preferred to all portfolios along I_2 , which are preferred to all portfolios along I_3 .

Figure 83.2: Risk-Averse Investor's Indifference Curves



Indifference curves slope upward for risk-averse investors because they will only take on more risk (standard deviation of returns) if they are compensated with greater expected returns. An investor who is more risk averse requires a greater increase in expected return to compensate for a given increase in risk than a less risk-averse investor. In other words, the indifference curves of a more risk-averse investor will be steeper than those of a less risk-averse investor, reflecting a higher **risk aversion coefficient**.

In our previous illustration of efficient portfolios available in the market, we included only risky assets. Now we will introduce a risk-free asset into our universe of available assets, and we will examine the risk and return characteristics of a portfolio that combines a portfolio of risky assets and a risk-free asset. As we have seen, we can calculate the expected return and standard deviation of a portfolio with weight W_A allocated to risky Asset A and weight W_B allocated to risky Asset B using the following formulas:

$$E(R_{\text{portfolio}}) = W_A E(R_A) + W_B E(R_B)$$

$$\sigma_{\text{portfolio}} = \sqrt{W_A^2 \sigma_A^2 + W_B^2 \sigma_B^2 + 2 W_A W_B \rho_{AB} \sigma_A \sigma_B}$$

Allow Asset B to be the risk-free asset and Asset A to be the risky asset portfolio. Because a risk-free asset has zero standard deviation and zero correlation of returns with those of a risky portfolio, this results in the reduced equation:

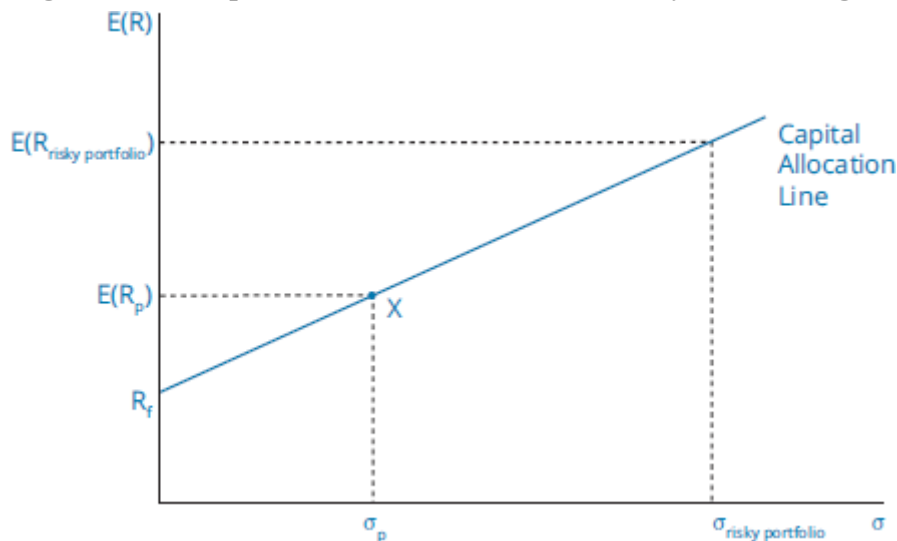
$$\sigma_{\text{portfolio}} = \sqrt{W_A^2 \sigma_A^2} = W_A \sigma_A$$

The intuition of this result is straightforward: If we put X% of our portfolio into the risky asset, and the rest into the risk-free asset, our portfolio will have X% of the risk of the risky asset. The relationship between portfolio risk and return for various portfolio allocations is linear, as illustrated in Figure 83.3.

Combining a risky portfolio with a risk-free asset is the process that supports the **two-fund separation theorem**, which states that all investors' optimal portfolios will be made up of some combination of the optimal portfolio of risky assets and the risk-free asset. The line representing these possible combinations of risk-free assets and the optimal risky asset portfolio is referred to as the **capital allocation line**.

Point X on the capital allocation line in Figure 83.3 represents a portfolio that is 40% invested in the risky asset portfolio and 60% invested in the risk-free asset. Its expected return will be $0.40[E(R_{\text{risky asset portfolio}})] + 0.60(R_f)$, and its standard deviation will be $0.40(\sigma_{\text{risky asset portfolio}})$.

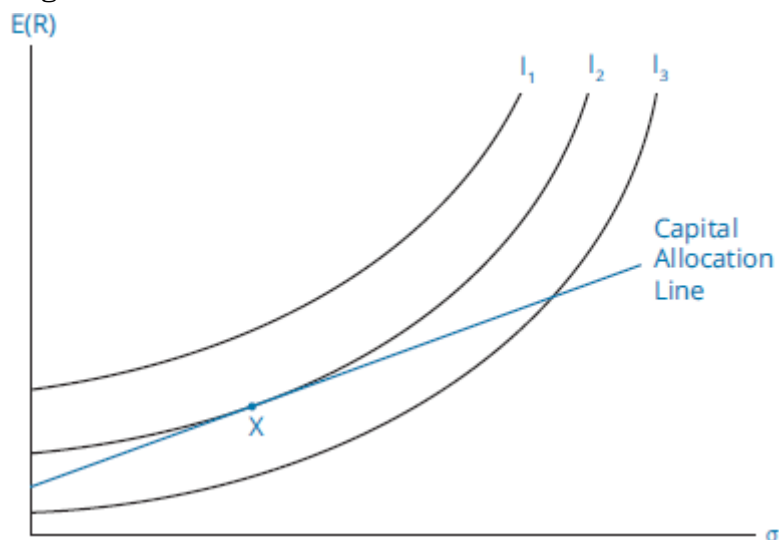
Figure 83.3: Capital Allocation Line and Risky Asset Weights



Now that we have constructed a set of the possible efficient portfolios (the capital allocation line), we can combine this with indifference curves representing an individual's preferences for risk and return to illustrate the logic of selecting an optimal portfolio (i.e., one that maximizes the investor's expected utility). In Figure 83.4, we can see that Investor A, with preferences represented by indifference curves I_1 , I_2 , and I_3 , can reach the level of expected utility on I_2 by selecting Portfolio X. This is the optimal portfolio for this investor, as any portfolio that lies on I_2 is preferred to all portfolios that lie on I_3 (and in fact to any portfolios that lie between I_2 and I_3).

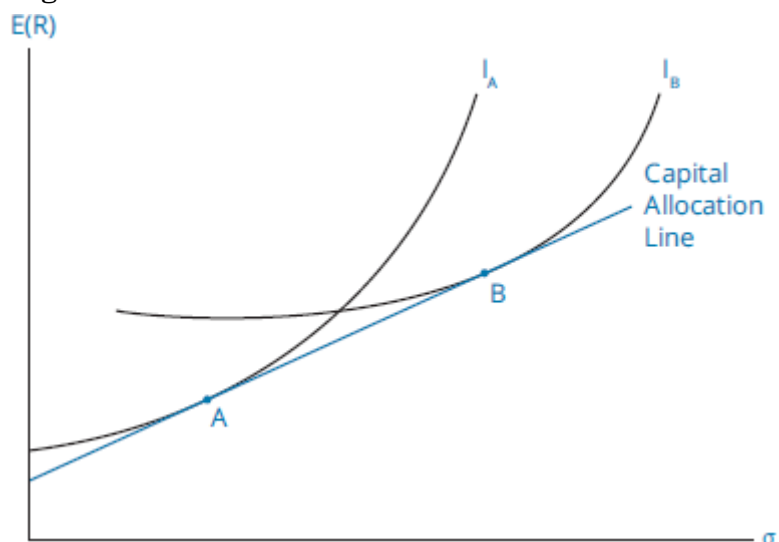
Portfolios on I_1 are preferred to those on I_2 , but none of the portfolios that lie on I_1 are available in the market.

Figure 83.4: Risk-Averse Investor's Indifference Curves



The final result of our analysis here is not surprising; investors who are less risk averse will select portfolios with more risk. Recall that the lower an investor's risk aversion, the flatter his indifference curves. As illustrated in Figure 83.5, the flatter indifference curve for Investor B (I_B) results in an optimal (tangency) portfolio that lies to the right of the one that results from a steeper indifference curve, such as that for Investor A (I_A). An investor who is less risk averse should optimally choose a portfolio with more invested in the risky asset portfolio and less invested in the risk-free asset.

Figure 83.5: Portfolio Choices Based on Two Investors' Indifference Curves



MODULE QUIZ 83.2

- Which of the following statements about risk-averse investors is *most accurate*? A risk-averse investor:
 - seeks out the investment with minimum risk, while return is not a major consideration.

- B. will take additional investment risk if sufficiently compensated for this risk.
 - C. avoids participating in global equity markets.
2. The capital allocation line is a line from the risk-free return through the:
- A. global maximum-return portfolio.
 - B. optimal risky portfolio.
 - C. global minimum-variance portfolio.

MODULE 83.3: PORTFOLIO STANDARD DEVIATION



Video covering this content is available online.

LOS 83.d: Calculate and interpret the mean, variance, and covariance (or correlation) of asset returns based on historical data.

Variance (Standard Deviation) of Returns for an Individual Security

In finance, the variance and standard deviation of returns are common measures of investment risk. Both of these are measures of the variability of a distribution of returns about its mean or expected value.

We can calculate the population variance, σ^2 , when we know the return R_t for each period, the total number periods (T), and the mean or expected value of the population's distribution (μ), as follows:

$$\sigma^2 = \frac{\sum_{t=1}^T (R_t - \mu)^2}{T}$$

In the world of finance, we are typically analyzing only a sample of returns data, rather than the entire population. To calculate sample variance, s^2 , using a sample of T historical returns and the mean, \bar{R} , of the observations, we use the following formula:

$$s^2 = \frac{\sum_{t=1}^T (R_t - \bar{R})^2}{T - 1}$$

Covariance and Correlation of Returns for Two Securities

Covariance measures the extent to which two variables move together over time. A positive covariance means that the variables (e.g., rates of return on two stocks) tend to move together. Negative covariance means that the two variables tend to move in opposite directions. A covariance of zero means there is no linear relationship between the two variables. To put it another way, if the covariance of returns between two assets is zero, knowing the return for the next period on one of the assets tells you nothing about the return of the other asset for the period.

Here we will focus on the calculation of the covariance between two assets' returns using historical data. The calculation of the sample covariance is based on the following

formula:

$$\text{Cov}_{1,2} = \frac{\sum_{t=1}^n \{ [R_{t,1} - \bar{R}_1][R_{t,2} - \bar{R}_2] \}}{n - 1}$$

where:

$R_{t,1}$ = return on Asset 1 in period t

$R_{t,2}$ = return on Asset 2 in period t

\bar{R}_1 = mean return on Asset 1

\bar{R}_2 = mean return on Asset 2

n = number of periods

The magnitude of the covariance depends on the magnitude of the individual stocks' standard deviations and the relationship between their co-movements. Covariance is an absolute measure and is measured in return units squared.

The covariance of the returns of two securities can be standardized by dividing by the product of the standard deviations of the two securities. This standardized measure of co-movement is called **correlation** and is computed as:

$$\rho_{1,2} = \frac{\text{Cov}_{1,2}}{\sigma_1 \sigma_2}$$

The relation can also be written as:

$$\text{Cov}_{1,2} = \rho_{1,2} \sigma_1 \sigma_2$$

The term $\rho_{1,2}$ is called the *correlation coefficient* between the returns of securities 1 and 2. The correlation coefficient has no units. It is a pure measure of the co-movement of the two stocks' returns and is bounded by -1 and $+1$.

How should you interpret the correlation coefficient?

- A correlation coefficient of $+1$ means that deviations from the mean or expected return are always proportional in the same direction. That is, they are perfectly positively correlated.
- A correlation coefficient of -1 means that deviations from the mean or expected return are always proportional in opposite directions. That is, they are perfectly negatively correlated.
- A correlation coefficient of zero means that there is no linear relationship between the two stocks' returns. They are uncorrelated. One way to interpret a correlation (or covariance) of zero is that, in any period, knowing the actual value of one variable tells you nothing about the value of the other.

EXAMPLE: Calculating mean return, returns variance, returns covariance, and correlation

Given three years of percentage returns for Assets A and B in the following table, calculate the mean return and sample standard deviation for each asset, the sample covariance, and the correlation of returns.

Year	Asset A	Asset B
1	5%	7%
2	-2%	-4%
3	12%	18%

Answer:

$$\text{mean return for Asset A} = (5\% - 2\% + 12\%) / 3 = 5\%$$

$$\text{mean return for Asset B} = (7\% - 4\% + 18\%) / 3 = 7\%$$

$$\begin{aligned} \text{sample variance of returns for Asset A} &= \frac{(5-5)^2 + (-2-5)^2 + (12-5)^2}{3-1} \\ &= 49 \end{aligned}$$

$$\text{sample standard deviation for Asset A} = \sqrt{49} = 7\%$$

$$\begin{aligned} \text{sample variance of returns for Asset B} &= \frac{(7-7)^2 + (-4-7)^2 + (18-7)^2}{3-1} \\ &= 121 \end{aligned}$$

$$\text{sample standard deviation for Asset B} = \sqrt{121} = 11\%$$

sample covariance of returns for Assets A and B

$$= \frac{(5-5)(7-7) + (-2-5)(-4-7) + (12-5)(18-7)}{3-1} = 77$$

$$\text{correlation of returns for Assets A and B} = \frac{77}{7 \times 11} = 1$$

In this example, the returns on Assets A and B are perfectly positively correlated.

LOS 83.e: Calculate and interpret portfolio standard deviation.



Video covering this content is available online.

The variance of returns for a portfolio of two risky assets is calculated as follows:

$$\text{Var}_{\text{portfolio}} = w_1^2 \sigma_1^2 + w_2^2 \sigma_2^2 + 2 w_1 w_2 \text{Cov}_{12}$$

where w_1 is the proportion of the portfolio invested in Asset 1, and w_2 is the proportion of the portfolio invested in Asset 2. w_2 must equal $(1 - w_1)$.

Previously, we established that the correlation of returns for two assets is calculated as:

$$\rho_{12} = \frac{\text{Cov}_{12}}{\sigma_1 \sigma_2}, \text{ so that we can also write } \text{Cov}_{12} = \rho_{12} \sigma_1 \sigma_2.$$

Substituting this term for Cov_{12} in the formula for the variance of returns for a portfolio of two risky assets, we have the following:

$$\text{Var}_{\text{portfolio}} = w_1^2 \sigma_1^2 + w_2^2 \sigma_2^2 + 2 w_1 w_2 \rho_{12} \sigma_1 \sigma_2$$

Because $\text{Var}_{\text{portfolio}} = \sigma_{\text{portfolio}}^2$, this can also be written as:

$$\sigma_{\text{portfolio}} = \sqrt{w_1^2 \sigma_1^2 + w_2^2 \sigma_2^2 + 2 w_1 w_2 \rho_{12} \sigma_1 \sigma_2}$$

Writing the formula in this form allows us to easily see the effect of the correlation of returns between the two assets on portfolio risk.

EXAMPLE: Calculating portfolio standard deviation

A portfolio is 30% invested in stocks that have a standard deviation of returns of 20% and is 70% invested in bonds that have a standard deviation of returns of 12%. The correlation of bond returns with stock returns is 0.60. What is the standard deviation of portfolio returns? What would it be if stock and bond returns were perfectly positively correlated?

Answer:

portfolio standard deviation

$$\begin{aligned} &= \sqrt{(0.3^2)(0.2^2) + (0.7^2)(0.12^2) + 2(0.3)(0.7)(0.6)(0.2)(0.12)} \\ &= 12.9\% \end{aligned}$$

If stock and bond returns were perfectly positively correlated, portfolio standard deviation would simply be the weighted average of the assets' standard deviations: $0.3(20\%) + 0.7(12\%) = 14.4\%$.



MODULE QUIZ 83.3

1. In a 5-year period, the annual returns on an investment are 5%, -3%, -4%, 2%, and 6%. The standard deviation of annual returns on this investment is *closest* to:
 - A. 4.0%.
 - B. 4.5%.
 - C. 20.7%.
2. A measure of how the returns of two risky assets move in relation to each other is the:
 - A. range.
 - B. covariance.
 - C. standard deviation.
3. Which of the following statements about correlation is *least accurate*?
 - A. Diversification reduces risk when correlation is less than +1.
 - B. If the correlation coefficient is 0, a zero-variance portfolio can be constructed.
 - C. The lower the correlation coefficient, the greater the potential benefits from diversification.
4. The variance of returns is 0.09 for Stock A and 0.04 for Stock B. The covariance between the returns of A and B is 0.006. The correlation of returns between A and B is:
 - A. 0.10.
 - B. 0.20.
 - C. 0.30.
5. A portfolio was created by investing 25% of the funds in Asset A (standard deviation = 15%) and the balance of the funds in Asset B (standard deviation = 10%). If the correlation coefficient is -0.75, what is the portfolio's standard deviation?
 - A. 2.8%.
 - B. 4.2%.

MODULE 83.4: THE EFFICIENT FRONTIER



Video covering this content is available online.

LOS 83.f: Describe the effect on a portfolio's risk of investing in assets that are less than perfectly correlated.

If two risky asset returns are perfectly positively correlated, $\rho_{12} = +1$, then the square root of portfolio variance (the portfolio standard deviation of returns) is equal to:

$$\sigma_{\text{portfolio}} = \sqrt{\text{Var}_{\text{portfolio}}} = \sqrt{w_1^2\sigma_1^2 + w_2^2\sigma_2^2 + 2w_1w_2\sigma_1\sigma_2(1)} = w_1\sigma_1 + w_2\sigma_2$$



PROFESSOR'S NOTE

This might be easier to see by examining the algebra in reverse. If $w_1\sigma_1 + w_2\sigma_2$ equals the square root of the term under the radical in this special case, then $(w_1\sigma_1 + w_2\sigma_2)^2$ should equal the term under the radical. If we expand $(w_1\sigma_1 + w_2\sigma_2)^2$, we get:

$$\begin{aligned} (w_1\sigma_1 + w_2\sigma_2)^2 &= (w_1\sigma_1)^2 + (w_1\sigma_1)(w_2\sigma_2) + (w_2\sigma_2)(w_1\sigma_1) + (w_2\sigma_2)^2 \\ &= (w_1\sigma_1)^2 + (w_2\sigma_2)^2 + 2(w_1\sigma_1)(w_2\sigma_2) \\ &= w_1^2\sigma_1^2 + w_2^2\sigma_2^2 + 2w_1\sigma_1w_2\sigma_2 \end{aligned}$$

In this unique case, with $\rho_{12} = 1$, the portfolio standard deviation is simply a weighted average of the standard deviations of the individual asset returns. A portfolio 25% invested in Asset 1 and 75% invested in Asset 2 will have a standard deviation of returns equal to 25% of the standard deviation (σ_1) of Asset 1's return, plus 75% of the standard deviation (σ_2) of Asset 2's return.

Focusing on returns correlation, we can see that the greatest portfolio risk results when the correlation between asset returns is +1. For any value of correlation less than +1, portfolio variance is reduced. Note that for a correlation of zero, the entire third term in the portfolio variance equation is zero. For negative values of correlation ρ_{12} , the third term becomes negative and further reduces portfolio variance and standard deviation.

We will illustrate this property with an example.

EXAMPLE: Portfolio risk as correlation varies

Consider two risky assets that have returns variances of 0.0625 and 0.0324, respectively. The assets' standard deviations of returns are then 25% and 18%, respectively. Calculate the variances and standard deviations of portfolio returns for an equal-weighted portfolio of the two assets when their correlation of returns is 1, 0.5, 0, and -0.5.

The calculations are as follows:

$$\text{variance}_{\text{portfolio}} = w_1^2 \sigma_1^2 + w_2^2 \sigma_2^2 + 2 w_1 w_2 \rho_{12} \sigma_1 \sigma_2$$

$$\sigma_{\text{portfolio}} = \sqrt{\text{variance}_{\text{portfolio}}}$$

$$\sigma_{\text{portfolio}} = \sqrt{w_1^2 \sigma_1^2 + w_2^2 \sigma_2^2 + 2 w_1 w_2 \rho_{12} \sigma_1 \sigma_2}$$

$\rho = \text{correlation} = +1$:

$$\sigma = \text{portfolio standard deviation} = 0.5(25\%) + 0.5(18\%) = 21.5\%$$

$$\sigma^2 = \text{portfolio variance} = 0.215^2 = 0.046225$$

$\rho = \text{correlation} = 0.5$:

$$\sigma^2 = (0.5^2)0.0625 + (0.5^2)0.0324 + 2(0.5)(0.5)(0.5)(0.25)(0.18) = 0.034975$$

$$\sigma = 18.70\%$$

$\rho = \text{correlation} = 0$:

$$\sigma^2 = (0.5^2)0.0625 + (0.5^2)0.0324 = 0.023725$$

$$\sigma = 15.40\%$$

$\rho = \text{correlation} = -0.5$:

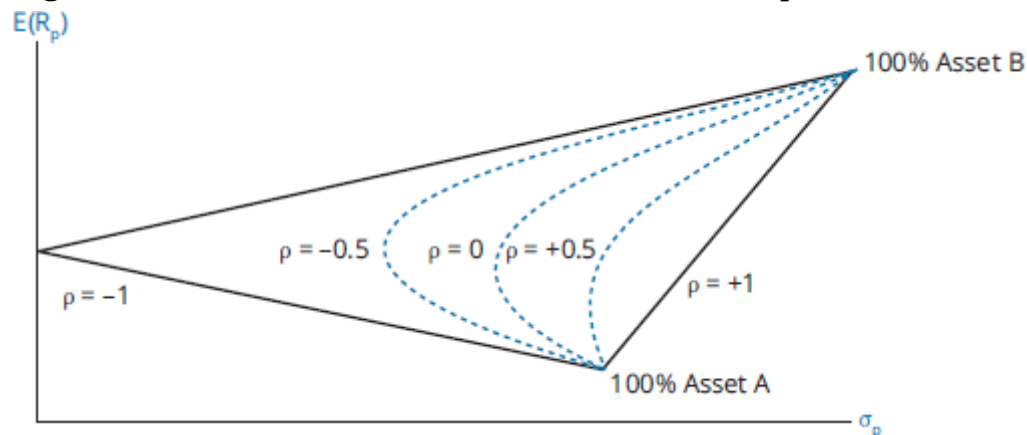
$$\sigma^2 = (0.5^2)0.0625 + (0.5^2)0.0324 + 2(0.5)(0.5)(-0.5)(0.25)(0.18) = 0.012475$$

$$\sigma = 11.17\%$$

Note that portfolio risk decreases as the correlation between the assets' returns decreases. This is an important result of the analysis of portfolio risk: The lower the correlation of asset returns, the greater the risk reduction (diversification) benefit of combining assets in a portfolio. If asset returns were perfectly negatively correlated, portfolio risk could be eliminated altogether for a specific set of asset weights.

We show these relations graphically in Figure 83.6 by plotting the portfolio risk and return for all portfolios of two risky assets, for specific values of the assets' returns correlation.

Figure 83.6: Risk and Return for Different Values of ρ



From these analyses, the risk reduction benefits of investing in assets with low return correlations should be clear. The desire to reduce risk is what drives investors to invest in not just domestic stocks, but also bonds, foreign stocks, real estate, and other asset classes.

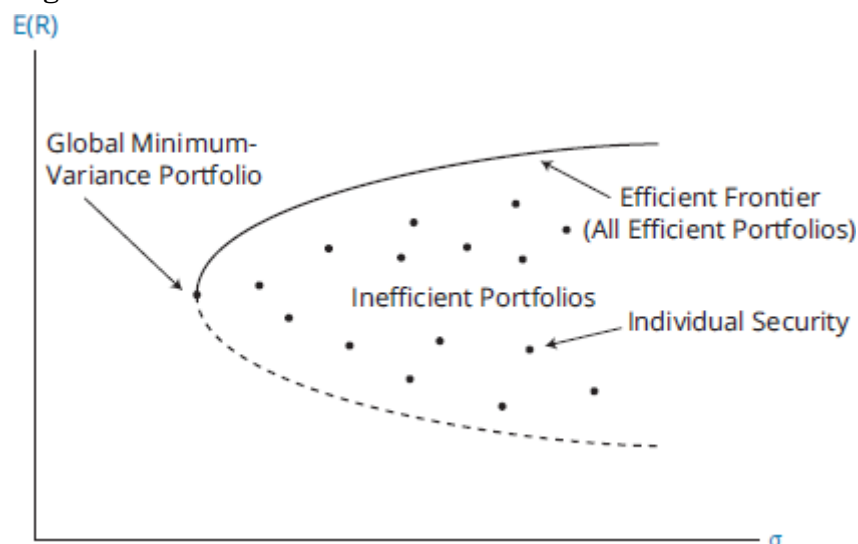
LOS 83.g: Describe and interpret the minimum-variance and efficient frontiers of risky assets and the global minimum-variance portfolio.

For each level of expected portfolio return, we can vary the portfolio weights on the individual assets to determine the portfolio that has the least risk. These portfolios that have the lowest standard deviation of all portfolios with a given expected return are known as **minimum-variance portfolios**. Together they make up the **minimum-variance frontier**.

Assuming that investors are risk averse, investors prefer the portfolio that has the greatest expected return when choosing among portfolios that have the same standard deviation of returns. Those portfolios that have the greatest expected return for each level of risk (standard deviation) make up the **efficient frontier**. The efficient frontier coincides with the top portion of the minimum-variance frontier. A risk-averse investor would only choose portfolios that are on the efficient frontier because all available portfolios that are not on the efficient frontier have lower expected returns than an efficient portfolio with the same risk. The portfolio on the efficient frontier that has the least risk is the **global minimum-variance portfolio**.

These concepts are illustrated in Figure 83.7.

Figure 83.7: Minimum-Variance and Efficient Frontiers



MODULE QUIZ 83.4

1. Which of the following statements about covariance and correlation is *least accurate*?
 - A. A zero covariance implies there is no linear relationship between the returns on two assets.
 - B. If two assets have perfect negative correlation, the variance of returns for a portfolio that consists of these two assets will equal zero.

- C. The covariance of a 2-stock portfolio is equal to the correlation coefficient times the standard deviation of one stock's returns times the standard deviation of the other stock's returns.
2. Which of the following available portfolios *most likely* falls below the efficient frontier?

	<u>Portfolio</u>	<u>Expected return</u>	<u>Expected standard deviation</u>
A.	A	7%	14%
B.	B	9%	26%
C.	C	12%	22%

KEY CONCEPTS

LOS 83.a

As predicted by theory, asset classes with the greatest average returns have also had the highest risk.

Some of the major asset classes that investors consider when building a diversified portfolio include small-capitalization stocks, large-capitalization stocks, long-term corporate bonds, long-term Treasury bonds, and Treasury bills.

In addition to risk and return, when analyzing investments, investors also take into consideration an investment's liquidity, as well as non-normal characteristics such as skewness and kurtosis.

LOS 83.b

A risk-averse investor is one that dislikes risk. Given two investments that have equal expected returns, a risk-averse investor will choose the one with less risk. However, a risk-averse investor will hold risky assets if he feels that the extra return he expects to earn is adequate compensation for the additional risk. Assets in the financial markets are priced according to the preferences of risk-averse investors.

A risk-seeking (risk-loving) investor prefers more risk to less and, given investments with equal expected returns, will choose the more risky investment.

A risk-neutral investor would be indifferent to risk and would be indifferent between two investments with the same expected return regardless of the investments' standard deviation of returns.

LOS 83.c

An indifference curve plots combinations of risk and expected return that provide the same expected utility. Indifference curves for risk and return slope upward because risk-averse investors will only take on more risk if they are compensated with greater expected returns. A more risk-averse investor will have steeper indifference curves.

Flatter indifference curves (less risk aversion) result in an optimal portfolio with higher risk and higher expected return. An investor who is less risk averse will optimally choose a portfolio with more invested in the risky asset portfolio and less invested in the risk-free asset, compared to a more risk-averse investor.

LOS 83.d

We can calculate the population variance, σ^2 , when we know the return R_t for period t , the total number T of periods, and the mean μ of the population's distribution:

$$\text{population variance} = \sigma^2 = \frac{\sum_{t=1}^T (R_t - \mu)^2}{T}$$

In finance, we typically analyze only a sample of returns, so the sample variance applies instead:

$$\text{sample variance} = S^2 = \frac{\sum_{t=1}^T (R_t - \bar{R})^2}{T - 1}$$

Covariance measures the extent to which two variables move together over time. Positive covariance means the variables (e.g., rates of return on two stocks) tend to move together. Negative covariance means that the two variables tend to move in opposite directions. Covariance of zero means there is no linear relationship between the two variables.

Correlation is a standardized measure of co-movement that is bounded by -1 and $+1$:

$$\rho_{1,2} = \frac{\text{Cov}_{1,2}}{\sigma_1 \sigma_2}$$

LOS 83.e

The standard deviation of returns for a portfolio of two risky assets is calculated as follows:

$$\sigma_{\text{portfolio}} = \sqrt{w_1^2 \sigma_1^2 + w_2^2 \sigma_2^2 + 2w_1 w_2 \rho_{1,2} \sigma_1 \sigma_2}$$

LOS 83.f

The greatest portfolio risk will result when the asset returns are perfectly positively correlated. As the correlation decreases from $+1$ to -1 , portfolio risk decreases. The lower the correlation of asset returns, the greater the risk reduction (diversification) benefit of combining assets in a portfolio.

LOS 83.g

For each level of expected portfolio return, the portfolio that has the least risk is known as a minimum-variance portfolio. Taken together, these portfolios form a line called the minimum-variance frontier.

On a risk versus return graph, the one risky portfolio that is farthest to the left (has the least risk) is known as the global minimum-variance portfolio.

Those portfolios that have the greatest expected return for each level of risk make up the efficient frontier. The efficient frontier coincides with the top portion of the minimum variance frontier. Risk-averse investors would only choose a portfolio that lies on the efficient frontier.

Module Quiz 83.1

- 1. A** Liquidity can be a concern for emerging market stocks and for securities that trade infrequently, such as low-quality corporate bonds. U.S. Treasuries exhibit high degrees of liquidity. (LOS 83.a)
- 2. A** Small-cap stocks have had the highest annual return and standard deviation of return over time. Large-cap stocks and bonds have historically had lower risk and return than small-cap stocks. (LOS 83.a)

Module Quiz 83.2

- 1. B** Risk-averse investors are generally willing to invest in risky investments, if the expected return of the investment is sufficient to reward the investor for taking on this risk. Participants in securities markets are generally assumed to be risk-averse investors. (LOS 83.b)
- 2. B** An investor's optimal portfolio will lie somewhere on the capital allocation line, which begins at the risk-free asset and runs through the optimal risky portfolio. (LOS 83.c)

Module Quiz 83.3

- 1. B** mean annual return = $(5\% - 3\% - 4\% + 2\% + 6\%) / 5 = 1.2\%$

Squared deviations from the mean:

$5\% - 1.2\% = 3.8\%$	$3.8^2 = 14.44$
$-3\% - 1.2\% = -4.2\%$	$-4.2^2 = 17.64$
$-4\% - 1.2\% = -5.2\%$	$-5.2^2 = 27.04$
$2\% - 1.2\% = 0.8\%$	$0.8^2 = 0.64$
$6\% - 1.2\% = 4.8\%$	$4.8^2 = 23.04$

sum of squared deviations = $14.44 + 17.64 + 27.04 + 0.64 + 23.04 = 82.8$

sample variance = $82.8 / (5 - 1) = 20.7$

sample standard deviation = $20.7^{1/2} = 4.55\%$

(LOS 83.d)

- 2. B** The covariance is defined as the co-movement of the returns of two assets or how well the returns of two risky assets move together. Range and standard deviation are measures of dispersion and measure risk, not how assets move together. (LOS 83.d)
- 3. B** A zero-variance portfolio can only be constructed if the correlation coefficient between assets is -1 . Diversification benefits can be had when correlation is less than $+1$, and the lower the correlation, the greater the expected benefit. (LOS 83.d)
- 4. A** $\sqrt{A} = \sqrt{0.09} = 0.30$
 $\sqrt{B} = \sqrt{0.04} = 0.20$
correlation = $0.006 / [(0.30)(0.20)] = 0.10$

(LOS 83.d)

5. C
$$\sqrt{(0.25)^2(0.15)^2 + (0.75)^2(0.10)^2 + 2(0.25)(0.75)(0.15)(0.10)(-0.75)} =$$
$$\sqrt{0.001406 + 0.005625 - 0.004219} = \sqrt{0.002812} = 0.053 = 5.3\%$$

(LOS 83.e)

Module Quiz 83.4

- 1. B** If the correlation of returns between the two assets is -1 , the set of possible portfolio risk/return combinations becomes two straight lines (see Figure 83.6). A portfolio of these two assets will have a positive returns variance unless the portfolio weights are those that minimize the portfolio variance. Covariance is equal to the correlation coefficient multiplied by the product of the standard deviations of the returns of the two stocks in a 2-stock portfolio. If covariance is zero, then correlation is also zero, which implies that there is no linear relationship between the two stocks' returns. (LOS 83.f)
- 2. B** Portfolio B must be the portfolio that falls below the Markowitz efficient frontier because there is a portfolio (Portfolio C) that offers a higher return and lower risk. (LOS 83.g)

¹ 2018 SBBi Yearbook.

READING 84

PORTFOLIO RISK AND RETURN: PART II

MODULE 84.1: SYSTEMATIC RISK AND BETA



Video covering this content is available online.

LOS 84.a: Describe the implications of combining a risk-free asset with a portfolio of risky assets.

In the previous reading, we covered the mathematics of calculating the risk and return of a portfolio with a percentage weight of W_A invested in a risky portfolio (P) and a weight of $W_B = 1 - W_A$ invested in a risk-free asset.

$$E(R_P) = W_A E(R_A) + W_B E(R_B)$$

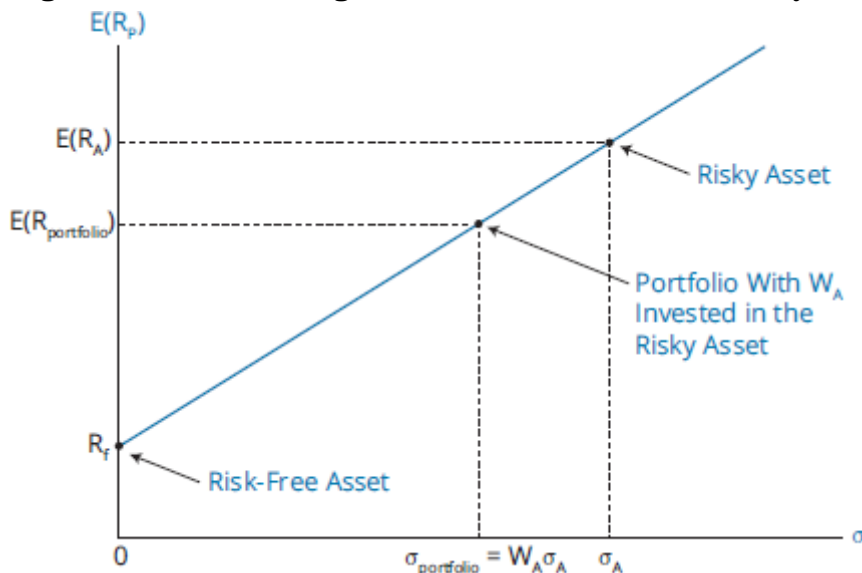
$$\sigma_P = \sqrt{W_A^2 \sigma_A^2 + W_B^2 \sigma_B^2 + 2 W_A W_B \rho_{AB} \sigma_A \sigma_B}$$

Because a risk-free asset has zero standard deviation and zero correlation of returns with a risky portfolio, allowing Asset B to be the risk-free asset and Asset A to be the risky asset portfolio results in the following reduced equation:

$$\sigma_P = \sqrt{W_A^2 \sigma_A^2} = W_A \sigma_A$$

Our result is that the risk (standard deviation of returns) and expected return of portfolios with varying weights in the risk-free asset and a risky portfolio can be plotted as a line that begins at the risk-free rate of return and extends through the risky portfolio. This result is illustrated in Figure 84.1.

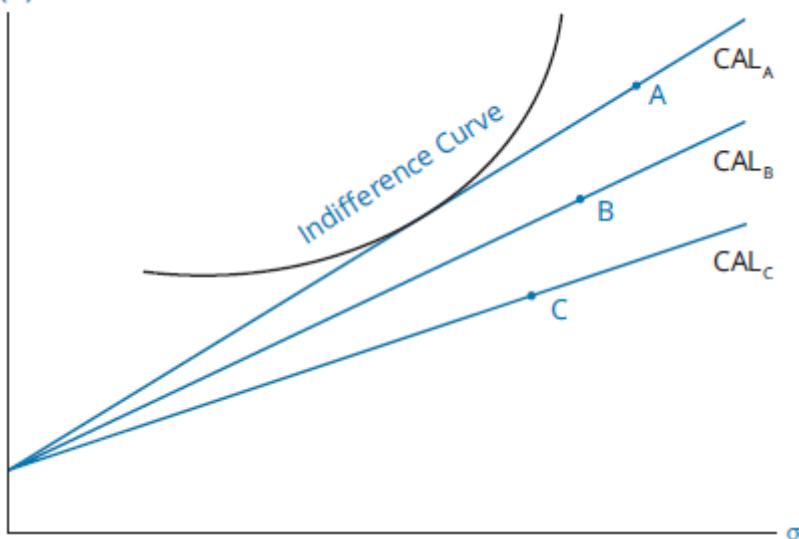
Figure 84.1: Combining a Risk-Free Asset With a Risky Asset



LOS 84.b: Explain the capital allocation line (CAL) and the capital market line (CML).

The line of possible portfolio risk and return combinations given the risk-free rate and the risk and return of a portfolio of risky assets is referred to as the **capital allocation line (CAL)**. For an individual investor, the best CAL is the one that offers the most-preferred set of possible portfolios in terms of their risk and return. Figure 84.2 illustrates three possible investor CALs for three different risky Portfolios A, B, and C. The optimal risky portfolio for this investor is Portfolio A because it results in the most preferred set of possible portfolios constructed by combining the risk-free asset with the risky portfolio. Of all the portfolios available to the investor, a combination of the risk-free asset with risky Portfolio A offers the investor the greatest expected utility.

Figure 84.2: Risky Portfolios and Their Associated Capital Allocation Lines
E(R)



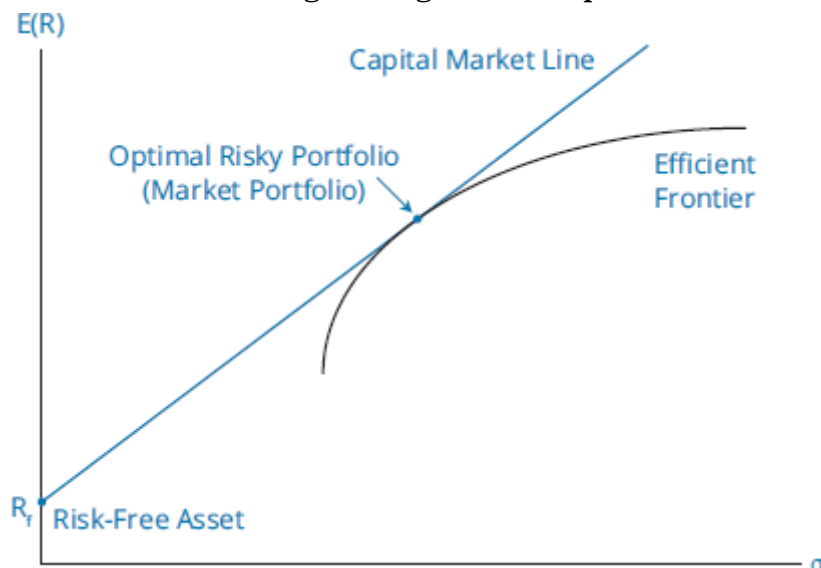
If each investor has different expectations about the expected returns of, standard deviations of, or correlations between risky asset returns, each investor will have a different optimal risky asset portfolio and a different CAL.

A simplifying assumption underlying modern portfolio theory (and the capital asset pricing model, which is introduced later in this reading) is that investors have homogeneous expectations (i.e., they all have the same estimates of risk, return, and correlations with other risky assets for all risky assets). Under this assumption, all investors face the same efficient frontier of risky portfolios and will all have the same optimal risky portfolio and CAL.

Figure 84.3 illustrates the determination of the optimal risky portfolio and optimal CAL for all investors under the assumption of homogeneous expectations. Note that, under this assumption, the optimal CAL for any investor is the one that is just tangent to the efficient frontier. Depending on their preferences for risk and return (their indifference curves), investors may choose different portfolio weights for the risk-free asset and the risky (tangency) portfolio. Every investor, however, will use the same risky portfolio.

When this is the case, that portfolio must be the **market portfolio** of all risky assets because all investors that hold any risky assets hold the same portfolio of risky assets.

Figure 84.3: Determining the Optimal Risky Portfolio and Optimal CAL
Assuming Homogeneous Expectations



Under the assumption of homogeneous expectations, this optimal CAL for all investors is termed the **capital market line (CML)**. Along this line, expected portfolio return, $E(R_p)$, is a linear function of portfolio risk, σ_p . The equation of this line is as follows:

$$E(R_p) = R_f + \left(\frac{E(R_M) - R_f}{\sigma_M} \right) \sigma_p$$

The y -intercept of this line is R_f and the slope (rise over run) of this line is as follows:

$$\left(\frac{E(R_M) - R_f}{\sigma_M} \right)$$

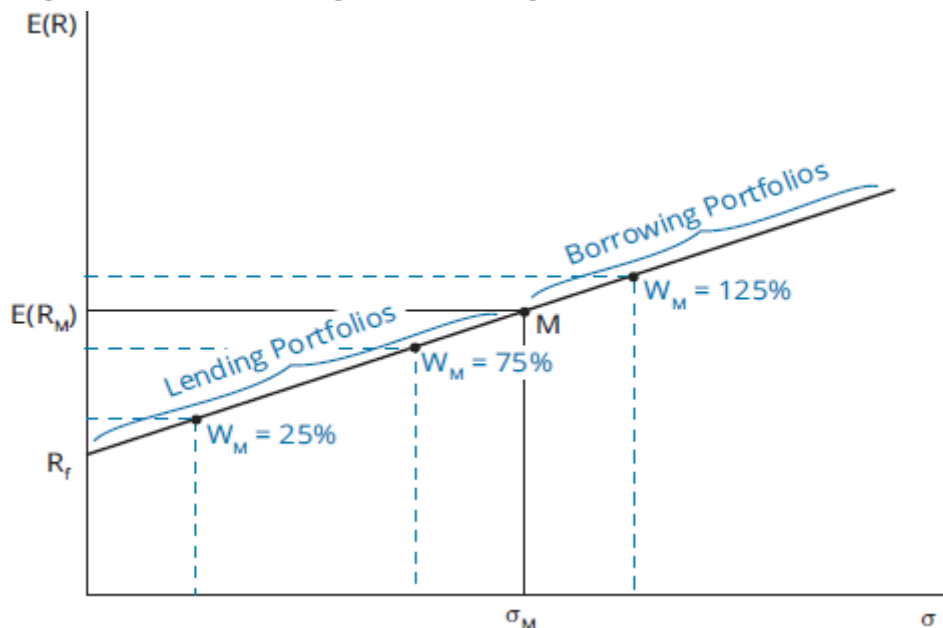
The intuition of this relation is straightforward. An investor who chooses to take on no risk ($\sigma_p = 0$) will earn the risk-free rate, R_f . The difference between the expected return on the market and the risk-free rate is termed the **market risk premium**. If we rewrite the CML equation as

$$E(R_p) = R_f + (E(R_M) - R_f) \left(\frac{\sigma_p}{\sigma_M} \right)$$

we can see that an investor can expect to get one unit of market risk premium in additional return (above the risk-free rate) for every unit of market risk, σ_M , that the investor is willing to accept.

If we assume that investors can both lend (invest in the risk-free asset) at the risk-free rate and borrow (as with a margin account) at the risk-free rate, they can select portfolios to the right of the market portfolio, as illustrated in Figure 84.4.

Figure 84.4: Borrowing and Lending Portfolios



Investors who believe market prices are informationally efficient often follow a **passive investment strategy** (i.e., invest in an index of risky assets that serves as a proxy for the market portfolio and allocate a portion of their investable assets to a risk-free asset, such as short-term government securities). In practice, many investors and portfolio managers believe their estimates of security values are correct and market prices are incorrect. Such investors will not use the weights of the market portfolio but will invest more than the market weights in securities that they believe are undervalued and less than the market weights in securities which they believe are overvalued. This is referred to as **active portfolio management** to differentiate it from a passive investment strategy that utilizes a market index for the optimal risky asset portfolio.

LOS 84.c: Explain systematic and nonsystematic risk, including why an investor should not expect to receive additional return for bearing nonsystematic risk.

When an investor diversifies across assets that are not perfectly correlated, the portfolio's risk is less than the weighted average of the risks of the individual securities in the portfolio. The risk that is eliminated by diversification is called **unsystematic risk** (also called *unique, diversifiable, or firm-specific risk*). Because the market portfolio contains *all* risky assets, it must be a well-diversified portfolio. All the risk that can be diversified away has been. The risk that remains cannot be diversified away and is called the **systematic risk** (also called *nondiversifiable risk or market risk*).

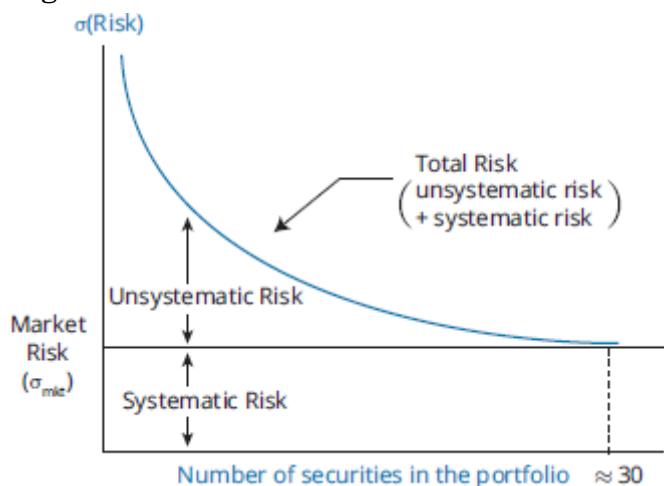
The concept of systematic risk applies to individual securities as well as to portfolios. Some securities' returns are highly correlated with overall market returns. Examples of firms that are highly correlated with market returns are luxury goods manufacturers such as Ferrari automobiles and Harley Davidson motorcycles. These firms have high systematic risk (i.e., they are very responsive to market, or systematic, changes). Other firms, such as utility companies, respond very little to changes in the systematic risk factors. These firms have very little systematic risk. Hence, total risk (as measured by

standard deviation) can be broken down into its component parts: unsystematic risk and systematic risk. Mathematically:

$$\text{total risk} = \text{systematic risk} + \text{unsystematic risk}$$

Do you actually have to buy all the securities in the market to diversify away unsystematic risk? No. Academic studies have shown that as you increase the number of stocks in a portfolio, the portfolio's risk falls toward the level of market risk. One study showed that it only took about 12 to 18 stocks in a portfolio to achieve 90% of the maximum diversification possible. Another study indicated it took 30 securities. Whatever the number, it is significantly less than *all* the securities. Figure 84.5 provides a general representation of this concept. Note, in the figure, that once you get to 30 or so securities in a portfolio, the standard deviation remains constant. The remaining risk is systematic, or nondiversifiable, risk. We will develop this concept later when we discuss beta, a measure of systematic risk.

Figure 84.5: Risk vs. Number of Portfolio Assets



Systematic Risk Is Relevant in Portfolios

One important conclusion of capital market theory is that equilibrium security returns depend on a stock's or a portfolio's systematic risk, not its total risk as measured by standard deviation. One of the assumptions of the model is that diversification is free. The reasoning is that investors will not be compensated for bearing risk that can be eliminated at no cost. If you think about the costs of a no-load index fund compared to buying individual stocks, diversification is actually very low cost if not actually free.

The implications of this conclusion are very important to asset pricing (expected returns). The riskiest stock, with risk measured as standard deviation of returns, does not necessarily have the greatest expected return. Consider a biotech stock with one new drug product that is in clinical trials to determine its effectiveness. If it turns out that the drug is effective and safe, stock returns will be quite high. If, on the other hand, the subjects in the clinical trials are killed or otherwise harmed by the drug, the stock will fall to approximately zero and returns will be quite poor. This describes a stock with high standard deviation of returns (i.e., high total risk).

The high risk of our biotech stock, however, is primarily from firm-specific factors, so its unsystematic risk is high. Because market factors such as economic growth rates have little to do with the eventual outcome for this stock, systematic risk is a small proportion of the total risk of the stock. Capital market theory says that the equilibrium return on this stock may be less than that of a stock with much less firm-specific risk but more sensitivity to the factors that drive the return of the overall market. An established manufacturer of machine tools may not be a very risky investment in terms of total risk, but may have a greater sensitivity to market (systematic) risk factors (e.g., GDP growth rates) than our biotech stock. Given this scenario, the stock with more total risk (the biotech stock) has less systematic risk and will therefore have a lower equilibrium rate of return according to capital market theory.

Note that holding many biotech firms in a portfolio will diversify away the firm-specific risk. Some will have blockbuster products and some will fail, but you can imagine that when 50 or 100 such stocks are combined into a portfolio, the uncertainty about the portfolio return is much less than the uncertainty about the return of a single biotech firm stock.

To sum up, unsystematic risk is not compensated in equilibrium because it can be eliminated for free through diversification. Systematic risk is measured by the contribution of a security to the risk of a well-diversified portfolio, and the expected equilibrium return (required return) on an individual security will depend only on its systematic risk.

LOS 84.d: Explain return generating models (including the market model) and their uses.

Return generating models are used to estimate the expected returns on risky securities based on specific factors. For each security, we must estimate the sensitivity of its returns to each specific factor. Factors that explain security returns can be classified as macroeconomic, fundamental, and statistical factors. **Multifactor models** most commonly use macroeconomic factors such as GDP growth, inflation, or consumer confidence, along with fundamental factors such as earnings, earnings growth, firm size, and research expenditures. Statistical factors often have no basis in finance theory and are suspect in that they may represent only relations for a specific time period which have been identified by data mining (repeated tests on a single dataset).

The general form of a multifactor model with k factors is as follows:

$$E(R_i) - R_f = \beta_{i1} \times E(\text{Factor 1}) + \beta_{i2} \times E(\text{Factor 2}) + \dots + \beta_{ik} \times E(\text{Factor } k)$$

This model states that the expected excess return (above the risk-free rate) for Asset i is the sum of each **factor sensitivity** or **factor loading** (the β s) for Asset i multiplied by the expected value of that factor for the period. The first factor is often the expected excess return on the market, $E(R_m - R_f)$.

One multifactor model that is often used is that of Fama and French. They estimated the sensitivity of security returns to three factors: firm size, firm book value to market value ratio, and the return on the market portfolio minus the risk-free rate (excess return on the market portfolio). Carhart suggests a fourth factor that measures price momentum using prior period returns. Together, these four factors do a relatively good job of explaining returns differences for U.S. equity securities over the period for which the model has been estimated.

The simplest factor model is a single-factor model. A single-factor model with the return on the market, R_m , as its only risk factor can be written (in excess returns form) as:

$$E(R_i) - R_f = \beta_i \times [E(R_m) - R_f]$$

Here, the expected excess return (return above the risk-free rate) is the product of the factor weight or factor sensitivity, Beta i , and the risk factor, which in this model is the excess return on the market portfolio or market index, so that this is also sometimes called a **single-index model**.

A simplified form of a single-index model is the **market model**, which is used to estimate a security's (or portfolio's) beta and to estimate a security's abnormal return (return above its expected return) based on the actual market return.

The form of the market model is as follows:

$$R_i = \alpha_i + \beta_i R_m + e_i$$

where:

R_i = return on Asset i

R_m = market return

β_i = slope coefficient

α_i = intercept

e_i = abnormal return on Asset i

The intercept α_i and slope coefficient β_i are estimated from historical return data. We can require that α_i is the risk-free rate times $(1 - \beta_i)$ to be consistent with the general form of a single-index model in excess returns form.

The expected return on Asset i is $\alpha_i + \beta_i E(R_m)$. A deviation from the expected return in a given period is the abnormal return on Asset i , e_i , or $R_i - (\alpha_i + \beta_i R_m)$.

In the market model, the factor sensitivity or beta for Asset i is a measure of how sensitive the return on Asset i is to the return on the overall market portfolio (market index).

LOS 84.e: Calculate and interpret beta.

The sensitivity of an asset's return to the return on the market index in the context of the market model is referred to as its **beta**. Beta is a standardized measure of the covariance of the asset's return with the market return. Beta can be calculated as follows:

$$\beta_i = \frac{\text{covariance of Asset } i\text{'s return with the market return}}{\text{variance of the market return}} = \frac{\text{Cov}_{im}}{\sigma_m^2}$$

We can use the definition of the correlation between the returns on Asset i with the returns on the market index:

$$\rho_{im} = \frac{\text{Cov}_{im}}{\sigma_i \sigma_m}$$

$$\text{to get } \text{Cov}_{im} = \rho_{im} \sigma_i \sigma_m$$

Substituting for Cov_{im} in the equation for B_i , we can also calculate beta as:

$$\beta_i = \frac{\rho_{im} \sigma_i \sigma_m}{\sigma_m^2} = \rho_{im} \left(\frac{\sigma_i}{\sigma_m} \right)$$

EXAMPLE: Calculating an asset's beta

The standard deviation of the return on the market index is estimated as 20%.

1. If Asset A's standard deviation is 30% and its correlation of returns with the market index is 0.8, what is Asset A's beta?

$$\text{Using the formula } \beta_i = \rho_{im} \left(\frac{\sigma_i}{\sigma_m} \right), \text{ we have: } \beta_i = 0.80 \left(\frac{0.30}{0.20} \right) = 1.2.$$

2. If the covariance of Asset A's returns with the returns on the market index is 0.048, what is the beta of Asset A?

$$\text{Using the formula } \beta_i = \frac{\text{Cov}_{im}}{\sigma_m^2}, \text{ we have } \beta_i = \frac{0.048}{0.2^2} = 1.2.$$

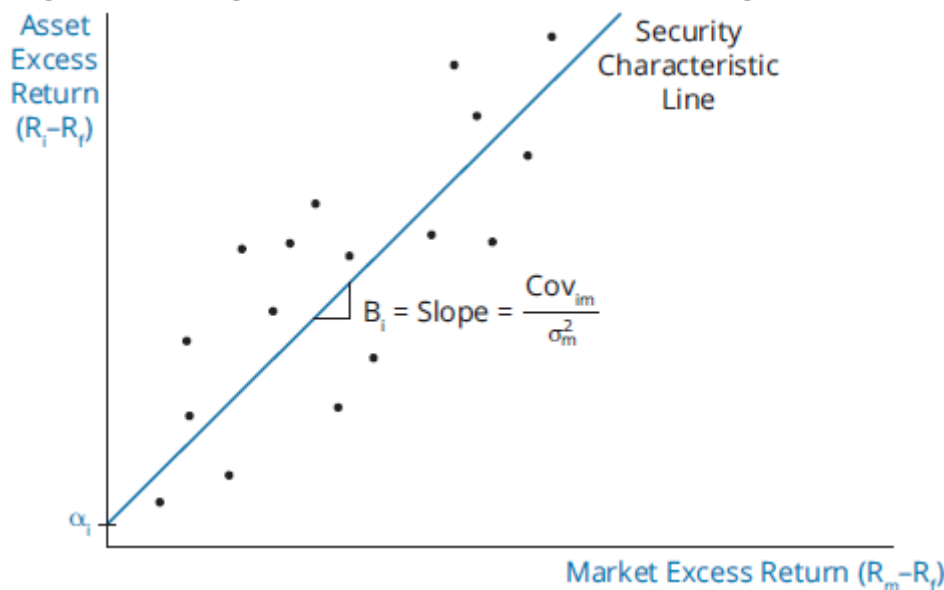


PROFESSOR'S NOTE

You should be able to calculate beta using either of the approaches illustrated in this example.

In practice, we estimate asset betas by regressing returns on the asset on those of the market index. In Figure 84.5, we represent the excess returns on Asset i as the dependent variable and the excess returns on the market index as the independent variable. The least squares regression line is the line that minimizes the sum of the squared distances of the points plotted from the line (this is what is meant by the line of best fit). The slope of this line is our estimate of beta. In Figure 84.6, the line is steeper than 45 degrees, the slope is greater than one, and the asset's estimated beta is greater than one. Our interpretation is that the returns on Asset i are more variable in response to systematic risk factors than is the overall market, which has a beta of one.

Figure 84.6: Regression of Asset Excess Returns Against Market Asset Returns



This regression line is referred to as the asset's **security characteristic line**.

Mathematically, the slope of the security characteristic line is $\frac{\text{Cov}_{im}}{\sigma_m^2}$, which is the same formula we used earlier to calculate beta.



MODULE QUIZ 84.1

1. An investor put 60% of his portfolio into a risky asset offering a 10% return with a standard deviation of returns of 8% and put the balance of his portfolio in a risk-free asset offering 5%. What is the expected return and standard deviation of his portfolio?

	<u>Expected return</u>	<u>Standard deviation</u>
A.	6.0%	6.8%
B.	8.0%	4.8%
C.	10.0%	6.6%

2. What is the risk measure associated with the capital market line (CML)?
 - A. Beta risk.
 - B. Unsystematic risk.
 - C. Total risk.
3. A portfolio to the right of the market portfolio on the CML is a(n):
 - A. lending portfolio.
 - B. borrowing portfolio.
 - C. inefficient portfolio.
4. As the number of stocks in a portfolio increases, the portfolio's systematic risk:
 - A. can increase or decrease.
 - B. decreases at a decreasing rate.
 - C. decreases at an increasing rate.
5. Total risk equals:
 - A. unique plus diversifiable risk.
 - B. market plus nondiversifiable risk.
 - C. systematic plus unsystematic risk.
6. A return generating model is *least likely* to be based on a security's exposure to:

- A. statistical factors.
 - B. macroeconomic factors.
 - C. fundamental factors.
7. The covariance of the market's returns with a stock's returns is 0.005 and the standard deviation of the market's returns is 0.05. What is the stock's beta?
- A. 1.0.
 - B. 1.5.
 - C. 2.0.

MODULE 84.2: THE CAPM AND THE SML



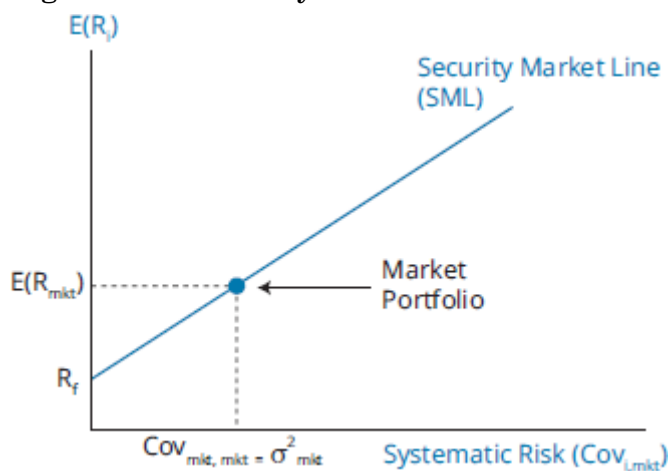
Video covering this content is available online.

LOS 84.f: Explain the capital asset pricing model (CAPM), including its assumptions, and the security market line (SML).

LOS 84.g: Calculate and interpret the expected return of an asset using the CAPM.

Given that the only relevant (priced) risk for an individual Asset i is measured by the covariance between the asset's returns and the returns on the market, $Cov_{i,mkt}$ we can plot the relationship between risk and return for individual assets using $Cov_{i,mkt}$ as our measure of systematic risk. The resulting line, plotted in Figure 84.7, is one version of what is referred to as the **security market line (SML)**.

Figure 84.7: Security Market Line



The equation of the SML is:

$$E(R_i) = R_f + \frac{E(R_{mkt}) - R_f}{\sigma_{mkt}^2} (Cov_{i,mkt})$$

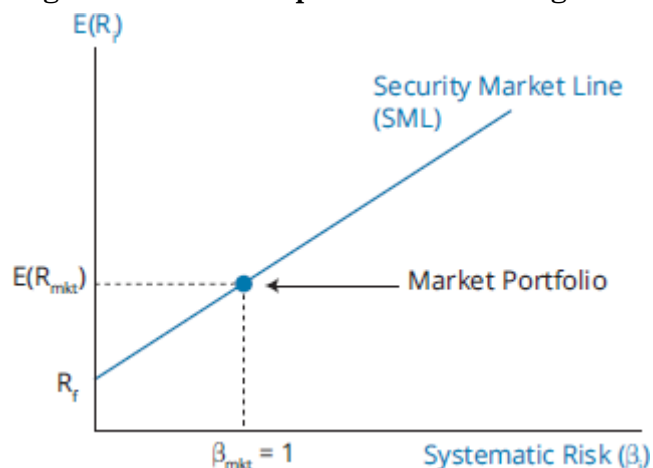
which can be rearranged and stated as:

$$E(R_i) = R_f + \frac{Cov_{i,mkt}}{\sigma_{mkt}^2} [E(R_{mkt}) - R_f]$$

The line described by this last equation is presented in Figure 84.8, where we let the standardized covariance term, $\frac{Cov_{i,mkt}}{\sigma_{mkt}^2}$, be defined as beta, β_i .

This is the most common means of describing the SML, and this relation between beta (systematic risk) and expected return is known as the **capital asset pricing model (CAPM)**.

Figure 84.8: The Capital Asset Pricing Model



So, we can define beta, $\beta = \frac{\text{Cov}_{i, \text{mkt}}}{\sigma_{\text{mkt}}^2}$, as a standardized measure of systematic risk.

Beta measures the relation between a security's excess returns and the excess returns to the market portfolio.

Formally, the CAPM is stated as:

$$E(R_i) = R_f + \beta_i[E(R_{\text{mkt}}) - R_f]$$

The CAPM holds that, in equilibrium, the expected return on risky asset $E(R_i)$ is the risk-free rate (R_f) plus a beta-adjusted market risk premium, $\beta_i[E(R_{\text{mkt}}) - R_f]$. Beta measures systematic (market or covariance) risk.

EXAMPLE: Capital asset pricing model

The expected return on the market is 8%, the risk-free rate is 2%, and the beta for Stock A is 1.2. Calculate the rate of return that would be expected (required) on this stock.

Answer:

$$E(R_A) = 2\% + 1.2(8\% - 2\%) = 9.2\%$$

Note: $\beta_A > 1$, so $E(R_A) > E(R_{\text{mkt}})$

The **assumptions of the CAPM** are:

- *Risk aversion.* To accept a greater degree of risk, investors require a higher expected return.
- *Utility maximizing investors.* Investors choose the portfolio, based on their individual preferences, with the risk and return combination that maximizes their (expected) utility.

- *Frictionless markets.* There are no taxes, transaction costs, or other impediments to trading.
- *One-period horizon.* All investors have the same one-period time horizon.
- *Homogeneous expectations.* All investors have the same expectations for assets' expected returns, standard deviation of returns, and returns correlations between assets.
- *Divisible assets.* All investments are infinitely divisible.
- *Competitive markets.* Investors take the market price as given and no investor can influence prices with their trades.

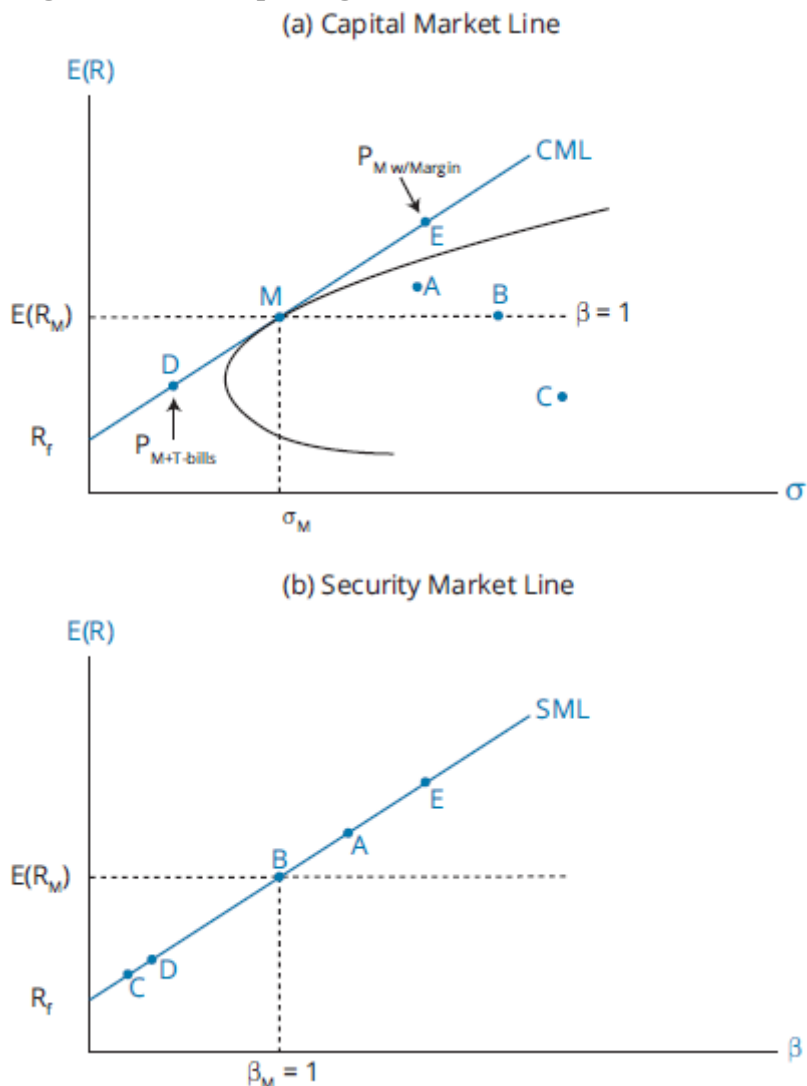
Comparing the CML and the SML

It is important to recognize that the CML and SML are very different. Recall the equation of the CML:

$$E(R_P) = R_f + \sigma_P \left\{ \frac{[E(R_M) - R_f]}{\sigma_M} \right\}$$

The CML uses total risk = σ_p on the x-axis. Hence, only efficient portfolios will plot on the CML. On the other hand, the SML uses beta (systematic risk) on the x-axis. So in a CAPM world, *all properly priced securities and portfolios of securities will plot on the SML*, as shown in Figure 84.9.

Figure 84.9: Comparing the CML and the SML



Portfolios that are not well diversified (efficient) plot inside the efficient frontier and are represented by risk-return combinations such as Points A, B, and C in Panel A of Figure 84.9. Individual securities are one example of such inefficient portfolios. According to the CAPM, the expected returns on all portfolios, well diversified or not, are determined by their systematic risk. Thus, according to the CAPM, Point A represents a high-beta stock or portfolio, Point B a stock or portfolio with a beta of one, and Point C a low-beta stock or portfolio. We know this because the expected return at Point B is equal to the expected return on the market, and the expected returns at Point A and C are greater and less than the expected return on the market (tangency) portfolio, respectively.

Note that a low-beta stock, such as represented by Point C, is not necessarily low-risk when total risk is considered. While its contribution to the risk of a well-diversified portfolio may be low, its risk when held by itself can be considered quite high. A firm whose only activity is developing a new, but as yet unproven, drug may be quite speculative with highly uncertain returns. It may also have quite low systematic risk if the uncertainty about its future returns depends primarily on firm-specific factors.

All stocks and portfolios that plot along the line labeled $\beta = 1$ in Figure 84.9 have the same expected return as the market portfolio and, thus, according to the CAPM, have the same systematic risk as the market portfolio (i.e., they all have betas of one).

All points on the CML (except the tangency point) represent the risk-return characteristics of portfolios formed by either combining the market portfolio with the risk-free asset or borrowing at the risk-free rate in order to invest more than 100% of the portfolio's net value in the risky market portfolio (investing on margin). Point D in Figure 84.9 represents a portfolio that combines the market portfolio with the risk-free asset, while points above the point of tangency, such as Point E, represent portfolios created by borrowing at the risk-free rate to invest in the market portfolio. Portfolios that do not lie on the CML are not efficient and therefore have risk that will not be rewarded with higher expected returns in equilibrium.

According to the CAPM, all securities and portfolios, diversified or not, will plot on the SML in equilibrium. In fact, all stocks and portfolios along the line labeled $\beta = 1$ in Figure 84.9, including the market portfolio, will plot at the same point on the SML. They will plot at the point on the SML with beta equal to one and expected return equal to the expected return on the market, regardless of their total risk.

LOS 84.h: Describe and demonstrate applications of the CAPM and the SML.

We have used beta to estimate a security's expected return based on our estimate of the risk-free rate and the expected return on the market. In equilibrium, a security's expected return and its required return (by investors) are equal. Therefore, we can use the CAPM to estimate a security's required return.

Because the SML shows the equilibrium (required) return for any security or portfolio based on its beta (systematic risk), analysts often compare their forecast of a security's return to its required return based on its beta risk. The following example illustrates this technique.

EXAMPLE: Identifying mispriced securities

The following figure contains information based on analyst's forecasts for three stocks. Assume a risk-free rate of 7% and a market return of 15%. Calculate the expected and required return on each stock, determine whether each stock is undervalued, overvalued, or properly valued, and outline an appropriate trading strategy.

Forecast Data

Stock	Price Today	E(Price) in 1 Year	E(Dividend) in 1 Year	Beta
A	\$25	\$27	\$1.00	1.0
B	40	45	2.00	0.8
C	15	17	0.50	1.2

Answer:

Expected and required returns computations are shown in the following figure.

Forecasts vs. Required Returns

Stock	Forecast Return	Required Return
A	$(\$27 - \$25 + \$1) / \$25 = 12.0\%$	$0.07 + (1.0)(0.15 - 0.07) = 15.0\%$
B	$(\$45 - \$40 + \$2) / \$40 = 17.5\%$	$0.07 + (0.8)(0.15 - 0.07) = 13.4\%$
C	$(\$17 - \$15 + \$0.5) / \$15 = 16.6\%$	$0.07 + (1.2)(0.15 - 0.07) = 16.6\%$

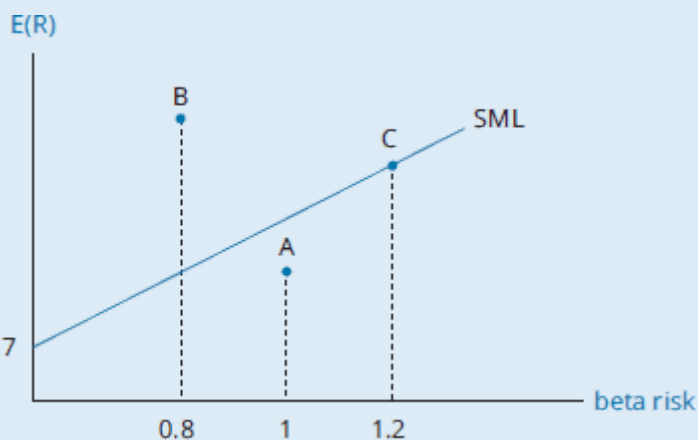
- Stock A is *overvalued*. It is expected to earn 12%, but based on its systematic risk, it should earn 15%. It plots *below* the SML.
- Stock B is *undervalued*. It is expected to earn 17.5%, but based on its systematic risk, it should earn 13.4%. It plots *above* the SML.
- Stock C is *properly valued*. It is expected to earn 16.6%, and based on its systematic risk, it should earn 16.6%. It plots *on* the SML.

The appropriate trading strategy is:

- Short sell Stock A.
- Buy Stock B.
- Buy, sell, or ignore Stock C.

We can do this same analysis graphically. The expected return/beta combinations of all three stocks are graphed in the following figure relative to the SML.

Identifying Mispriced Securities



PROFESSOR'S NOTE

If the estimated return plots “over” the SML, the security is “under” valued. If the estimated return plots “under” the SML, the security is “over” valued.

Remember, all stocks should plot on the SML; any stock not plotting on the SML is mispriced. Notice that Stock A falls below the SML, Stock B lies above the SML, and Stock C is on the SML. If you plot a stock’s expected return and it falls below the SML, the stock is overpriced. That is, the stock’s expected return is too low given its systematic risk. If a stock plots above the SML, it is underpriced and is offering an

expected return greater than required for its systematic risk. If it plots on the SML, the stock is properly priced.

Because the equation of the SML is the capital asset pricing model, you can determine if a stock is over- or underpriced graphically or mathematically. Your answers will always be the same.

LOS 84.i: Calculate and interpret the Sharpe ratio, Treynor ratio, M^2 , and Jensen's alpha.

Performance evaluation of an active manager's portfolio choices refers to the analysis of the risk and return of the portfolio. **Attribution analysis**, an analysis of the sources of returns differences between active portfolio returns and those of a passive benchmark portfolio, is part of performance evaluation. Success in active portfolio management cannot be determined simply by comparing portfolio returns to benchmark portfolio returns; the risk taken to achieve returns must also be considered. A portfolio with greater risk than the benchmark portfolio (especially beta risk) is expected to produce higher returns over time than the benchmark portfolio.

When evaluating the performance of a portfolio with risk that differs from that of a benchmark portfolio, we need to adjust the active portfolio return's risk. Of the alternative ways to consider both risk and return in evaluating portfolio performance, the most commonly used is the **Sharpe ratio**. The Sharpe ratio of a portfolio is its excess returns per unit of total portfolio risk. Higher Sharpe ratios indicate better risk-adjusted portfolio performance.

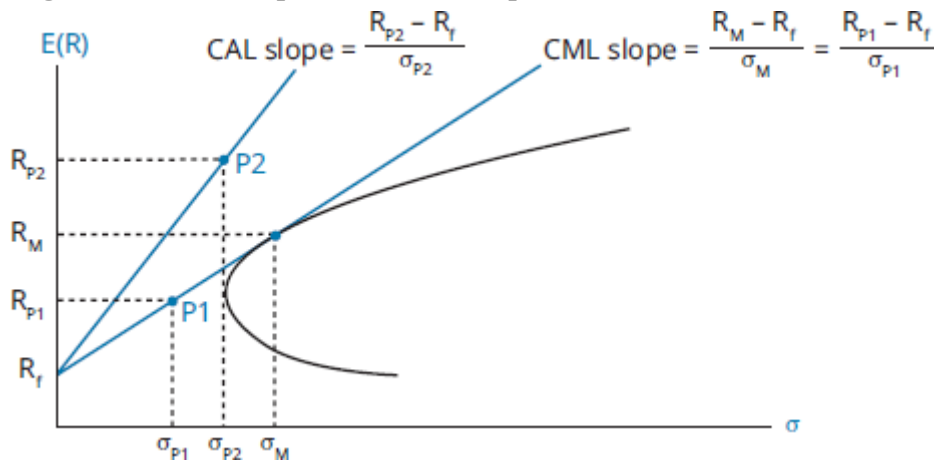
$$\text{Sharpe ratio} = \frac{E[R_{\text{portfolio}}] - R_f}{\sigma_{\text{portfolio}}}$$

We have shown the Sharpe ratio as an ex ante (before the fact) measure, using the expected values of portfolio returns and standard deviation. However, it can also be used as an ex post (after the fact) measure of portfolio performance, using mean returns and sample standard deviation over a period.

The Sharpe ratio is based on total risk (standard deviation of returns), rather than systematic risk (beta). For this reason, the Sharpe ratio can be used to evaluate the performance of concentrated portfolios (those affected by unsystematic risk) as well as well-diversified portfolios (those with only systematic, or beta, risk). Note that the value of the Sharpe ratio is only useful for comparison with the Sharpe ratio of another portfolio.

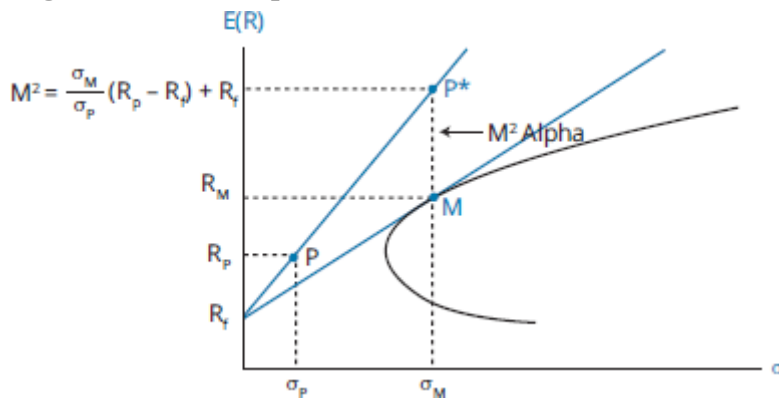
In Figure 84.10, we illustrate that the Sharpe ratio of a portfolio is the slope of the CAL for that portfolio and can be compared to the slope of the CML, which is the Sharpe ratio for portfolios that lie on the CML.

Figure 84.10: Sharpe Ratios as Slopes



For a portfolio of risky assets, **M-squared (M^2)** is an alternative to the Sharpe ratio as a risk-adjusted rate of return, expressed as a percentage rather than as a slope. Given a Portfolio P, we can calculate the return on a Portfolio P* that is leveraged (when $\sigma_M > \sigma_P$), or deleveraged (when $\sigma_M < \sigma_P$), so that P* has the same risk (standard deviation of returns) as the market portfolio. The return on P* is $R_f + \frac{\sigma_M}{\sigma_P}(R_P - R_f)$ and we refer to that as the M^2 measure for Portfolio P. We illustrate the return on the leveraged Portfolio P*, given the standard deviation and return on Portfolio P, in Figure 84.11. The extra return on the Portfolio P* above the return on the market portfolio, ($P^* - R_M$), is referred to as **M^2 alpha**. Note that in Figure 84.11, P* is created by borrowing at R_f and investing the proceeds in Portfolio P, in an amount so that the standard deviation of P* = σ_M .

Figure 84.11: M-Squared for a Portfolio



The M^2 measure produces the same risk-adjusted portfolio rankings as the Sharpe ratio, but is stated in percentage terms. Note that M^2 can be derived from the Sharpe ratio (SR) for Portfolio P, $SR = (R_P - R_f) / \sigma_P$, as $SR(\sigma_M) + R_f$, so that if the Sharpe ratio of Portfolio P is greater than the slope of the CML, $M^2 > R_m$ and M^2 alpha > 0 .

As an example, consider a Portfolio P with return of 10% and standard deviation of returns of 20%, when $R_f = 5\%$, $R_M = 11\%$ and $\sigma_M = 30\%$. The Sharpe ratio of Portfolio P

$= (10 - 5)/20 = 0.25$, and $M^2 = 0.25(0.30) + 0.05 = 12.5\%$. Comparing that to $R_M = 11\%$, we can see that M^2 alpha is 1.5%.

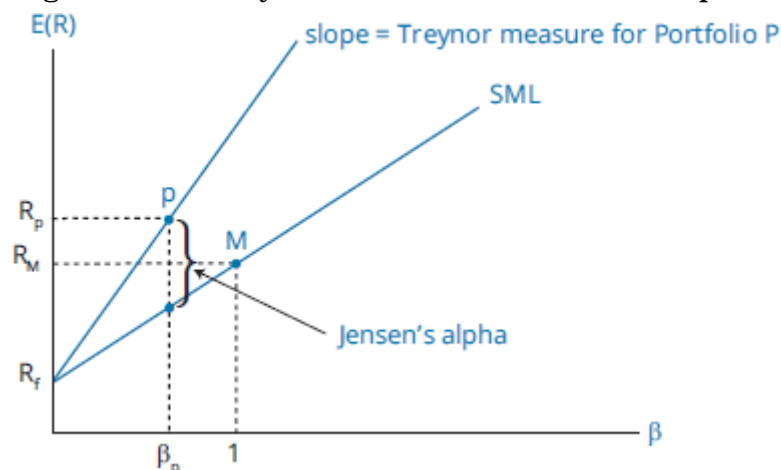
Two measures of portfolio performance based on systematic (beta) risk rather than total risk are the **Treynor measure** and **Jensen's alpha**. They are analogous to the Sharpe ratio and M^2 in that the Treynor measure is a measure of slope and Jensen's alpha is a measure of percentage returns in excess of those from a portfolio that has the same risk (beta) but lies on the SML.

The Treynor measure is calculated as $\frac{R_P - R_f}{\beta_P}$, interpreted as excess returns per unit of systematic risk, and represented by the slope of a line as illustrated in Figure 84.12. Jensen's alpha for Portfolio P is calculated as

$$\alpha_P = R_P - [R_f + \beta_P(R_M - R_f)]$$

and is the percentage portfolio return above that of a portfolio (or security) with the same beta as the portfolio that lies on the SML, as illustrated in Figure 84.12.

Figure 84.12: Treynor Measure and Jensen's Alpha



Whether risk adjustment should be based on standard deviation of returns or portfolio beta depends on whether a manager's portfolio bears unsystematic risk. If a single manager is used, then the total risk (including any nonsystematic risk) is the relevant measure and risk adjustment using total risk, as with the Sharpe and M^2 measures, is appropriate. If a fund uses multiple managers so that the overall fund portfolio is well diversified (has no unsystematic risk), then performance measures based on systematic (beta) risk, such as the Treynor measure and Jensen's alpha, are appropriate.

These measures of risk-adjusted returns are often used to compare the performance of actively managed funds to passively managed funds. Note in Figure 84.10 and Figure 84.11 that portfolios that lie above the CML have Sharpe ratios greater than those of any portfolios along the CML and have positive M^2 measures. Similarly, in Figure 84.12, we can see that portfolios that lie above the SML have Treynor measures greater than those of any security or portfolio that lies along the SML and also have positive values for Jensen's alpha.

One final note of caution is that estimating the values needed to apply these theoretical models and performance measures is often difficult and is done with error. The expected return on the market, and thus the market risk premium, may not be equal to its average historical value. Estimating security and portfolio betas is done with error as well.



MODULE QUIZ 84.2

1. Which of the following statements about the SML and the CML is *least accurate*?
 - A. Securities that plot above the SML are undervalued.
 - B. Investors expect to be compensated for systematic risk.
 - C. Securities that plot on the SML have no value to investors.
2. According to the CAPM, what is the expected rate of return for a stock with a beta of 1.2, when the risk-free rate is 6% and the market rate of return is 12%?
 - A. 7.2%.
 - B. 12.0%.
 - C. 13.2%.
3. According to the CAPM, what is the required rate of return for a stock with a beta of 0.7, when the risk-free rate is 7% and the expected market rate of return is 14%?
 - A. 11.9%.
 - B. 14.0%.
 - C. 16.8%.
4. The risk-free rate is 6%, and the expected market return is 15%. A stock with a beta of 1.2 is selling for \$25 and will pay a \$1 dividend at the end of the year. If the stock is priced at \$30 at year-end, it is:
 - A. overpriced, so short it.
 - B. underpriced, so buy it.
 - C. underpriced, so short it.
5. A stock with a beta of 0.7 currently priced at \$50 is expected to increase in price to \$55 by year-end and pay a \$1 dividend. The expected market return is 15%, and the risk-free rate is 8%. The stock is:
 - A. overpriced, so do not buy it.
 - B. underpriced, so buy it.
 - C. properly priced, so buy it.
6. Which of these return metrics is defined as excess return per unit of systematic risk?
 - A. Sharpe ratio.
 - B. Jensen's alpha.
 - C. Treynor measure.

KEY CONCEPTS

LOS 84.a

The availability of a risk-free asset allows investors to build portfolios with superior risk-return properties. By combining a risk-free asset with a portfolio of risky assets, the overall risk and return can be adjusted to appeal to investors with various degrees of risk aversion.

LOS 84.b

On a graph of return versus risk, the various combinations of a risky asset and the risk-free asset form the capital allocation line (CAL). In the specific case where the risky asset is the market portfolio, the combinations of the risky asset and the risk-free asset form the capital market line (CML).

LOS 84.c

Systematic (market) risk is due to factors, such as GDP growth and interest rate changes, that affect the values of all risky securities. Systematic risk cannot be reduced by diversification. Unsystematic (firm-specific) risk can be reduced by portfolio diversification.

Because one of the assumptions underlying the CAPM is that portfolio diversification to eliminate unsystematic risk is costless, investors cannot increase expected equilibrium portfolio returns by taking on unsystematic risk.

LOS 84.d

A return generating model is an equation that estimates the expected return of an investment, based on a security's exposure to one or more macroeconomic, fundamental, or statistical factors.

The simplest return generating model is the market model, which assumes the return on an asset is related to the return on the market portfolio in the following manner:

$$R_i = \alpha_i + \beta_i R_m + e_i$$

LOS 84.e

Beta can be calculated using the following equation:

$$\beta_i = \frac{[\text{Cov}(R_i, R_m)]}{\sigma_m^2} = \rho_{im} \left(\frac{\sigma_i}{\sigma_m} \right)$$

where $[\text{Cov}(R_i, R_m)]$ and $\rho_{i,m}$ are the covariance and correlation between the asset and the market, and σ_i and σ_m are the standard deviations of asset returns and market returns.

The theoretical average beta of stocks in the market is 1. A beta of zero indicates that a security's return is uncorrelated with the returns of the market.

LOS 84.f

The capital asset pricing model (CAPM) requires several assumptions:

- Investors are risk averse, utility maximizing, and rational.
- Markets are free of frictions like costs and taxes.
- All investors plan using the same time period.
- All investors have the same expectations of security returns.
- Investments are infinitely divisible.
- Prices are unaffected by an investor's trades.

The security market line (SML) is a graphical representation of the CAPM that plots expected return versus beta for any security.

LOS 84.g

The CAPM relates expected return to the market factor (beta) using the following formula:

$$E(R_i) - R_f = \beta_i[E(R_m) - R_f]$$

LOS 84.h

The CAPM and the SML indicate what a security's equilibrium required rate of return should be based on the security's exposure to market risk. An analyst can compare his expected rate of return on a security to the required rate of return indicated by the SML to determine whether the security is overvalued, undervalued, or properly valued.

LOS 84.i

The Sharpe ratio measures excess return per unit of total risk and is useful for comparing portfolios on a risk-adjusted basis.

$$\text{Sharpe ratio} = \left(\frac{R_P - R_f}{\sigma_P} \right)$$

Given a Portfolio P, we can calculate the return on a Portfolio P* that is leveraged or deleveraged, so that P* has the same risk as the market portfolio. The return on P* is the M-squared measure for Portfolio P.

$$M^2 = R_f + \frac{\sigma_M}{\sigma_P}(R_P - R_f)$$

M-squared alpha is the extra return on Portfolio P* above the market portfolio.

The Treynor measure measures a portfolio's excess return per unit of systematic risk. Jensen's alpha is the difference between a portfolio's return and the return of a portfolio on the SML that has the same beta:

$$\text{Treynor measure} = \frac{R_P - R_f}{\beta_P}$$

$$\text{Jensen's alpha} = \alpha_P = R_P - [R_f + \beta_P(R_M - R_f)]$$

ANSWER KEY FOR MODULE QUIZZES

Module Quiz 84.1

1. **B** Expected return: $(0.60 \times 0.10) + (0.40 \times 0.05) = 0.08$, or 8.0%

Standard deviation: $0.60 \times 0.08 = 0.048$, or 4.8%

(LOS 84.a)

2. **C** The capital market line (CML) plots return against *total risk*, which is measured by standard deviation of returns. (LOS 84.b)

3. **B** A portfolio to the right of a portfolio on the CML has more risk than the market portfolio. Investors seeking to take on more risk will *borrow* at the risk-free rate to purchase more of the market portfolio. (LOS 84.b)
4. **A** When you increase the number of stocks in a portfolio, *unsystematic risk* will decrease at a decreasing rate. However, the portfolio's *systematic risk* can be increased by adding higher-beta stocks or decreased by adding lower-beta stocks. (LOS 84.c)
5. **C** Total risk equals systematic plus unsystematic risk. Unique risk is diversifiable and is unsystematic. Market (systematic) risk is nondiversifiable risk. (LOS 84.c)
6. **A** Macroeconomic, fundamental, and statistical factor exposures can be included in a return generating model to estimate the expected return of an investment. However, statistical factors may not have any theoretical basis, so analysts prefer macroeconomic and fundamental factor models. (LOS 84.d)
7. **C** $\text{beta} = \text{covariance} / \text{market variance}$
- market variance = $0.05^2 = 0.0025$
- beta = $0.005 / 0.0025 = 2.0$
- (LOS 84.e)

Module Quiz 84.2

1. **C** Securities that plot on the SML are expected to earn their equilibrium rate of return and, therefore, do have value to an investor and may have diversification benefits as well. The other statements are true. (LOS 84.f)
2. **C** $6 + 1.2(12 - 6) = 13.2\%$ (LOS 84.g)
3. **A** $7 + 0.7(14 - 7) = 11.9\%$ (LOS 84.g)
4. **B** required rate = $6 + 1.2(15 - 6) = 16.8\%$
- return on stock = $(30 - 25 + 1) / 25 = 24\%$
- Based on risk, the stock plots above the SML and is underpriced, so buy it. (LOS 84.h)
5. **A** required rate = $8 + 0.7(15 - 8) = 12.9\%$
- return on stock = $(55 - 50 + 1) / 50 = 12\%$
- The stock falls below the SML, so it is *overpriced*. (LOS 84.h)
6. **C** The Treynor measure is excess return (return in excess of the risk-free rate) per unit of systematic risk (beta). The Sharpe ratio is excess return per unit of total risk (portfolio standard deviation). Jensen's alpha is the difference between a portfolio's actual rate of return and the equilibrium rate of return for a portfolio with the same level of beta (systematic) risk. (LOS 84.i)

READING 85

PORTFOLIO MANAGEMENT: AN OVERVIEW

MODULE 85.1: PORTFOLIO MANAGEMENT PROCESS



Video covering this content is available online.

LOS 85.a: Describe the portfolio approach to investing.

The **portfolio perspective** refers to evaluating individual investments by their contribution to the risk and return of an investor's portfolio. The alternative to taking a portfolio perspective is to examine the risk and return of individual investments in isolation. An investor who holds all his wealth in a single stock because he believes it to be the best stock available is not taking the portfolio perspective—his portfolio is very risky compared to holding a diversified portfolio of stocks. Modern portfolio theory concludes that the extra risk from holding only a single security is not rewarded with higher expected investment returns. Conversely, diversification allows an investor to reduce portfolio risk without necessarily reducing the portfolio's expected return.

In the early 1950s, the research of Professor Harry Markowitz provided a framework for measuring the risk-reduction benefits of diversification. Using the standard deviation of returns as the measure of investment risk, he investigated how combining risky securities into a portfolio affected the portfolio's risk and expected return. One important conclusion of his model is that unless the returns of the risky assets are perfectly positively correlated, risk is reduced by diversifying across assets.

In the 1960s, professors Treynor, Sharpe, Mossin, and Lintner independently extended this work into what has become known as modern portfolio theory (MPT). MPT results in equilibrium expected returns for securities and portfolios that are a linear function of each security's or portfolio's market risk (the risk that cannot be reduced by diversification).

One measure of the benefits of diversification is the **diversification ratio**. It is calculated as the ratio of the risk of an equally weighted portfolio of n securities (measured by its standard deviation of returns) to the risk of a single security selected at random from the n securities. If the average standard deviation of returns for the n stocks is 25%, and the standard deviation of returns for an equally weighted portfolio of the n stocks is 18%, the diversification ratio is $18 / 25 = 0.72$. If the standard deviation of returns for an equally weighted portfolio is 25%, there are no

diversification benefits and the diversification ratio equals one. A *lower* diversification ratio indicates a *greater* risk-reduction benefit from diversification.

While the diversification ratio provides a quick measure of the potential benefits of diversification, an equal-weighted portfolio is not necessarily the portfolio that provides the greatest reduction in risk. Computer optimization can calculate the portfolio weights that will produce the lowest portfolio risk (standard deviation of returns) for a given group of securities.

Portfolio diversification works best when financial markets are operating normally; diversification provides less reduction of risk during market turmoil, such as the credit contagion of 2008. During periods of financial crisis, correlations tend to increase, which reduces the benefits of diversification.

LOS 85.b: Describe the steps in the portfolio management process.

There are three major steps in the portfolio management process:

Step 1: The **planning step** begins with an analysis of the investor's risk tolerance, return objectives, time horizon, tax exposure, liquidity needs, income needs, and any unique circumstances or investor preferences.

This analysis results in an **investment policy statement (IPS)** that details the investor's investment objectives and constraints. It should also specify an objective benchmark (such as an index return) against which the success of the portfolio management process will be measured. The IPS should be updated at least every few years and any time the investor's objectives or constraints change significantly.

Step 2: The **execution step** involves an analysis of the risk and return characteristics of various asset classes to determine how funds will be allocated to the various asset types. Often, in what is referred to as a *top-down* analysis, a portfolio manager will examine current economic conditions and forecasts of such macroeconomic variables as GDP growth, inflation, and interest rates, in order to identify the asset classes that are most attractive. The resulting portfolio is typically diversified across such asset classes as cash, fixed-income securities, publicly traded equities, hedge funds, private equity, and real estate, as well as commodities and other real assets.

Once the asset class allocations are determined, portfolio managers may attempt to identify the most attractive securities within the asset class. Security analysts use model valuations for securities to identify those that appear undervalued in what is termed *bottom-up* security analysis.

Step 3: The **feedback step** is the final step. Over time, investor circumstances will change, risk and return characteristics of asset classes will change, and the actual weights of the assets in the portfolio will change with asset prices. The portfolio manager must monitor these changes and **rebalance** the portfolio periodically in response, adjusting the allocations to the various asset classes back to their desired percentages. The manager must also measure portfolio

performance and evaluate it relative to the return on the benchmark portfolio identified in the IPS.

LOS 85.c: Describe types of investors and distinctive characteristics and needs of each.

Individual investors save and invest for a variety of reasons, including purchasing a house or educating their children. In many countries, special accounts allow citizens to invest for retirement and to defer any taxes on investment income and gains until the funds are withdrawn. Defined contribution pension plans are popular vehicles for these investments. Pension plans are described later in this reading.

Many types of **institutions** have large investment portfolios. An **endowment** is a fund that is dedicated to providing financial support on an ongoing basis for a specific purpose. For example, in the United States, many universities have large endowment funds to support their programs. A **foundation** is a fund established for charitable purposes to support specific types of activities or to fund research related to a particular disease. A typical foundation's investment objective is to fund the activity or research on a continuing basis without decreasing the real (inflation adjusted) value of the portfolio assets. Foundations and endowments typically have long investment horizons, high risk tolerance, and, aside from their planned spending needs, little need for additional liquidity.

The investment objective of a **bank**, simply put, is to earn more on the bank's loans and investments than the bank pays for deposits of various types. Banks seek to keep risk low and need adequate liquidity to meet investor withdrawals as they occur.

Insurance companies invest customer premiums with the objective of funding customer claims as they occur. Life insurance companies have a relatively long-term investment horizon, while property and casualty (P&C) insurers have a shorter investment horizon because claims are expected to arise sooner than for life insurers.

Investment companies manage the pooled funds of many investors. **Mutual funds** manage these pooled funds in particular styles (e.g., index investing, growth investing, bond investing) and restrict their investments to particular subcategories of investments (e.g., large-firm stocks, energy stocks, speculative bonds) or particular regions (emerging market stocks, international bonds, Asian-firm stocks).

Sovereign wealth funds refer to pools of assets owned by a government. For example, the Abu Dhabi Investment Authority, a sovereign wealth fund in the United Arab Emirates funded by Abu Dhabi government surpluses, has approximately USD 700 billion in assets.¹

Figure 85.1 provides a summary of the risk tolerance, investment horizon, liquidity needs, and income objectives for different types of investors.

Figure 85.1: Characteristics of Different Types of Investors

Investor	Risk Tolerance	Investment Horizon	Liquidity Needs	Income Needs
Individuals	Depends on individual	Depends on individual	Depends on individual	Depends on individual
Banks	Low	Short	High	Pay interest
Endowments	High	Long	Low	Spending level
Insurance	Low	Long—life Short—P&C	High	Low
Mutual funds	Depends on fund	Depends on fund	High	Depends on fund
Defined benefit pensions	High	Long	Low	Depends on age

LOS 85.d: Describe defined contribution and defined benefit pension plans.

A **defined contribution pension plan** is a retirement plan in which the firm contributes a sum each period to the employee's retirement account. The firm's contribution can be based on any number of factors, including years of service, the employee's age, compensation, profitability, or even a percentage of the employee's contribution. In any event, the firm makes no promise to the employee regarding the future value of the plan assets. The investment decisions are left to the employee, who assumes all of the investment risk.

In a **defined benefit pension plan**, the firm promises to make periodic payments to employees after retirement. The benefit is usually based on the employee's years of service and the employee's compensation at, or near, retirement. For example, an employee might earn a retirement benefit of 2% of her final salary for each year of service. Consequently, an employee with 20 years of service and a final salary of \$100,000, would receive \$40,000 ($\$100,000 \text{ final salary} \times 2\% \times 20 \text{ years of service}$) each year upon retirement until death. Because the employee's future benefit is defined, the employer assumes the investment risk. The employer makes contributions to a fund established to provide the promised future benefits. Poor investment performance will increase the amount of required employer contributions to the fund.



MODULE QUIZ 85.1

1. Compared to investing in a single security, diversification provides investors a way to:
 - A. increase the expected rate of return.
 - B. decrease the volatility of returns.
 - C. increase the probability of high returns.
2. Which of the following is *least likely* to be considered an appropriate schedule for reviewing and updating an investment policy statement?
 - A. At regular intervals (e.g., every year).
 - B. When there is a major change in the client's constraints.
 - C. Frequently, based on the recent performance of the portfolio.
3. A top-down security analysis begins by:
 - A. analyzing a firm's business prospects and quality of management.

- B. identifying the most attractive companies within each industry.
 - C. examining economic conditions.
4. Portfolio diversification is *least likely* to protect against losses:
- A. during severe market turmoil.
 - B. when markets are operating normally.
 - C. when the portfolio securities have low return correlation.
5. Low risk tolerance and high liquidity requirements *best* describe the typical investment needs of a(n):
- A. defined-benefit pension plan.
 - B. foundation.
 - C. insurance company.
6. A long time horizon and low liquidity requirements *best* describe the investment needs of a(n):
- A. endowment.
 - B. insurance company.
 - C. bank.
7. In a defined contribution pension plan, the:
- A. employee accepts the investment risk.
 - B. plan sponsor promises a predetermined retirement income to participants.
 - C. plan manager attempts to match the fund's assets to its liabilities.
8. In a defined benefit pension plan, the:
- A. employee assumes the investment risk.
 - B. employer contributes to the employee's retirement account each period.
 - C. plan sponsor promises a predetermined retirement income to participants.

MODULE 85.2: ASSET MANAGEMENT AND POOLED INVESTMENTS



Video covering this content is available online.

LOS 85.e: Describe aspects of the asset management industry.

The asset management industry comprises firms that manage investments for clients. Asset management firms include both independent managers and divisions of larger financial services companies. They are referred to as **buy-side firms**, in contrast with **sell-side firms** such as broker-dealers and investment banks.

Full-service asset managers are those that offer a variety of investment styles and asset classes. **Specialist asset managers** may focus on a particular investment style or a particular asset class. A **multi-boutique firm** is a holding company that includes a number of different specialist asset managers.

A key distinction is between firms that use active management and those that use passive management. **Active management** attempts to outperform a chosen benchmark through manager skill, for example by using fundamental or technical analysis. **Passive management** attempts to replicate the performance of a chosen benchmark index. This may include traditional broad market index tracking or a **smart beta** approach that focuses on exposure to a particular market risk factor.

Passive management represents about one-fifth of assets under management. Its share of industry revenue is even smaller because fees for passive management are lower than fees for active management.

Asset management firms may also be classified as traditional or alternative, based on the asset classes they manage. Traditional asset managers focus on equities and fixed-income securities. Alternative asset managers focus on asset classes such as private equity, hedge funds, real estate, or commodities. Profit margins tend to be higher for the alternative asset classes. As a result, many traditional asset managers have been moving into this area, somewhat blurring the distinction between these types of firms.

Some trends in the asset management industry are worth noting:

- The market share for passive management has been growing over time. This is due in part to the lower fees passive managers charge investors, and in part to questions about whether active managers are actually able to add value over time on a risk-adjusted basis, especially in developed markets that are believed to be relatively efficient.
- The amount of data available to asset managers has grown exponentially in recent years. This has encouraged them to invest in information technology and third-party services to process these data, attempting to capitalize on information quickly to make investment decisions.
- **Robo-advisors** are a technology that can offer investors advice and recommendations based on their investment requirements and constraints, using a computer algorithm. These advisors increasingly appeal to younger investors and those with smaller portfolios than have typically been served by asset management firms. They have also lowered the barriers to entry into the asset management industry for firms such as insurance companies.

LOS 85.f: Describe mutual funds and compare them with other pooled investment products.

Mutual funds are one form of **pooled investments** (i.e., a single portfolio that contains investment funds from multiple investors). Each investor owns shares representing ownership of a portion of the overall portfolio. The total net value of the assets in the fund (pool) divided by the number of such shares issued is referred to as the **net asset value (NAV)** of each share.

With an **open-end fund**, investors can buy newly issued shares at the NAV. Newly invested cash is invested by the mutual fund managers in additional portfolio securities. Investors can **redeem** their shares (sell them back to the fund) at NAV as well. All mutual funds charge a fee for the ongoing management of the portfolio assets, which is expressed as a percentage of the net asset value of the fund. **No-load funds** do not charge additional fees for purchasing shares (up-front fees) or for redeeming shares (redemption fees). **Load funds** charge either up-front fees, redemption fees, or both.

Closed-end funds are professionally managed pools of investor money that do not take new investments into the fund or redeem investor shares. The shares of a closed-

end fund trade like equity shares (on exchanges or over-the-counter). As with open-end funds, the portfolio management firm charges ongoing management fees.

Types of Mutual Funds

Money market funds invest in short-term debt securities and provide interest income with very low risk of changes in share value. Fund NAVs are typically set to one currency unit, but there have been instances over recent years in which the NAV of some funds declined when the securities they held dropped dramatically in value. Funds are differentiated by the types of money market securities they purchase and their average maturities.

Bond mutual funds invest in fixed-income securities. They are differentiated by bond maturities, credit ratings, issuers, and types. Examples include government bond funds, tax-exempt bond funds, high-yield (lower rated corporate) bond funds, and global bond funds.

A great variety of **stock mutual funds** are available to investors. **Index funds** are **passively managed**; that is, the portfolio is constructed to match the performance of a particular index, such as the Standard & Poor's 500 Index. **Actively managed** funds refer to funds where the management selects individual securities with the goal of producing returns greater than those of their benchmark indexes. Annual management fees are higher for actively managed funds, and actively managed funds have higher turnover of portfolio securities (the percentage of investments that are changed during the year). This leads to greater tax liabilities compared to passively managed index funds.

Other Forms of Pooled Investments

Exchange-traded funds (ETFs) are similar to closed-end funds in that purchases and sales are made in the market rather than with the fund itself. There are important differences, however. While closed-end funds are often actively managed, ETFs are most often invested to match a particular index (passively managed). With closed-end funds, the market price of shares can differ significantly from their NAV due to imbalances between investor supply and demand for shares at any point in time. Special redemption provisions for ETFs are designed to keep their market prices very close to their NAVs.

ETFs can be sold short, purchased on margin, and traded at intraday prices, whereas open-end funds are typically sold and redeemed only daily, based on the share NAV calculated with closing asset prices. Investors in ETFs must pay brokerage commissions when they trade, and there is a spread between the bid price at which market makers will buy shares and the ask price at which market makers will sell shares. With most ETFs, investors receive any dividend income on portfolio stocks in cash, while open-end funds offer the alternative of reinvesting dividends in additional fund shares. One final difference is that ETFs may produce less capital gains liability compared to open-end index funds. This is because investor sales of ETF shares do not require the fund to sell any securities. If an open-end fund has significant redemptions

that cause it to sell appreciated portfolio shares, shareholders incur a capital gains tax liability.

A **separately managed account** is a portfolio that is owned by a single investor and managed according to that investor's needs and preferences. No shares are issued, as the single investor owns the entire account.

Hedge funds are pools of investor funds that are not regulated to the extent that mutual funds are. Hedge funds are limited in the number of investors who can invest in the fund and are often sold only to qualified investors who have a minimum amount of overall portfolio wealth. Minimum investments can be quite high, often between \$250,000 and \$1 million.

Private equity and **venture capital** funds invest in portfolios of companies, often with the intention to sell them later in public offerings. Managers of funds may take active roles in managing the companies in which they invest.



PROFESSOR'S NOTE

Hedge funds, private equity, and venture capital are addressed in the Alternative Investments topic area.



MODULE QUIZ 85.2

1. Compared to exchange-traded funds (ETFs), open-end mutual funds are typically associated with lower:
 - A. brokerage costs.
 - B. minimum investment amounts.
 - C. management fees.
2. Private equity and venture capital funds:
 - A. expect that only a small percentage of investments will pay off.
 - B. play an active role in the management of companies.
 - C. restructure companies to increase cash flow.
3. Hedge funds *most likely*:
 - A. have stricter reporting requirements than a typical investment firm because of their use of leverage and derivatives.
 - B. hold equal values of long and short securities.
 - C. are not offered for sale to the general public.

KEY CONCEPTS

LOS 85.a

A diversified portfolio produces reduced risk for a given level of expected return, compared to investing in an individual security. Modern portfolio theory concludes that investors that do not take a portfolio perspective bear risk that is not rewarded with greater expected return.

LOS 85.b

The three steps in the portfolio management process are:

- 1. Planning:** Determine client needs and circumstances, including the client's return objectives, risk tolerance, constraints, and preferences. Create, and then periodically review and update, an investment policy statement (IPS) that spells out these needs and circumstances.
- 2. Execution:** Construct the client portfolio by determining suitable allocations to various asset classes based on the IPS and on expectations about macroeconomic variables such as inflation, interest rates, and GDP growth (top-down analysis). Identify attractively priced securities within an asset class for client portfolios based on valuation estimates from security analysts (bottom-up analysis).
- 3. Feedback:** Monitor and rebalance the portfolio to adjust asset class allocations and securities holdings in response to market performance. Measure and report performance relative to the performance benchmark specified in the IPS.

LOS 85.c

Types of investment management clients and their characteristics:

Investor Type	Risk Tolerance	Investment Horizon	Liquidity Needs	Income Needs
Individuals	Depends on individual	Depends on individual	Depends on individual	Depends on individual
Banks	Low	Short	High	Pay interest
Endowments	High	Long	Low	Spending level
Insurance	Low	Long—life Short—P&C	High	Low
Mutual funds	Depends on fund	Depends on fund	High	Depends on fund
Defined benefit pension	High	Long	Low	Depends on age

LOS 85.d

In a defined contribution plan, the employer contributes a certain sum each period to the employee's retirement account. The employer makes no promise regarding the future value of the plan assets; thus, the employee assumes all of the investment risk.

In a defined benefit plan, the employer promises to make periodic payments to the employee after retirement. Because the employee's future benefit is defined, the employer assumes the investment risk.

LOS 85.e

The asset management industry comprises buy-side firms that manage investments for clients. Asset management firms include both independent managers and divisions of larger financial services companies and may be full-service or specialist firms offering investments in traditional or alternative asset classes.

Active management attempts to outperform a chosen benchmark through manager skill. Passive management attempts to replicate the performance of a chosen benchmark index. Most assets under management are actively managed, but the market share for passive management has been increasing.

LOS 85.f

Mutual funds combine funds from many investors into a single portfolio that is invested in a specified class of securities or to match a specific index. Many varieties exist, including money market funds, bond funds, stock funds, and balanced (hybrid) funds. Open-ended shares can be bought or sold at the net asset value. Closed-ended funds have a fixed number of shares that trade at a price determined by the market.

Exchange-traded funds are similar to mutual funds, but investors can buy and sell ETF shares in the same way as shares of stock. Management fees are generally low, though trading ETFs results in brokerage costs.

Separately managed accounts are portfolios managed for individual investors who have substantial assets. In return for an annual fee based on assets, the investor receives personalized investment advice.

Hedge funds are available only to accredited investors and are exempt from most reporting requirements. Many different hedge fund strategies exist. A typical annual fee structure is 20% of excess performance plus 2% of assets under management.

Buyout funds involve taking a company private by buying all available shares, usually funded by issuing debt. The company is then restructured to increase cash flow. Investors typically exit the investment within three to five years.

Venture capital funds are similar to buyout funds, except that the companies purchased are in the start-up phase. Venture capital funds, like buyout funds, also provide advice and expertise to the start-ups.

ANSWER KEY FOR MODULE QUIZZES

Module Quiz 85.1

1. **B** Diversification provides an investor reduced risk. However, the expected return is generally similar or less than that expected from investing in a single risky security. Very high or very low returns become less likely. (LOS 85.a)
2. **C** An IPS should be updated at regular intervals and whenever there is a major change in the client's objectives or constraints. Updating an IPS based on portfolio performance is not recommended. (LOS 85.b)
3. **C** A top-down analysis begins with an analysis of broad economic trends. After an industry that is expected to perform well is chosen, the most attractive companies within that industry are identified. A bottom-up analysis begins with criteria such as firms' business prospects and quality of management. (LOS 85.b)
4. **A** Portfolio diversification has been shown to be relatively ineffective during severe market turmoil. Portfolio diversification is most effective when the securities have low correlation and the markets are operating normally. (LOS 85.a)
5. **C** Insurance companies need to be able to pay claims as they arise, which leads to insurance firms having low risk tolerance and high liquidity needs. Defined

benefit pension plans and foundations both typically have high risk tolerance and low liquidity needs. (LOS 85.c)

6. **A** An endowment has a long time horizon and low liquidity needs, as an endowment generally intends to fund its causes perpetually. Both insurance companies and banks require high liquidity. (LOS 85.c)
7. **A** In a defined contribution pension plan, the employee accepts the investment risk. The plan sponsor and manager neither promise a specific level of retirement income to participants nor make investment decisions. These are features of a defined benefit plan. (LOS 85.d)
8. **C** In a defined benefit plan, the employer promises a specific level of benefits to employees when they retire. Thus, the employer bears the investment risk. (LOS 85.d)

Module Quiz 85.2

1. **A** Open-end mutual funds do not have brokerage costs, as the shares are purchased from and redeemed with the fund company. Minimum investment amounts and management fees are typically higher for mutual funds. (LOS 85.f)
2. **B** Private equity and venture capital funds play an active role in the management of companies. Private equity funds other than venture capital expect that the majority of investments will pay off. Venture capital funds do not typically restructure companies. (LOS 85.f)
3. **C** Hedge funds may not be offered for sale to the general public; they can be sold only to qualified investors who meet certain criteria. Hedge funds that hold equal values of long and short securities today make up only a small percentage of funds; many other kinds of hedge funds exist that make no attempt to be market neutral. Hedge funds have reporting requirements that are less strict than those of a typical investment firm. (LOS 85.f)

¹ Source: SWF Institute (<https://www.swfinstitute.org/>).

READING 86

BASICS OF PORTFOLIO PLANNING AND CONSTRUCTION

MODULE 86.1: PORTFOLIO PLANNING AND CONSTRUCTION



Video covering this content is available online.

LOS 86.a: Describe the reasons for a written investment policy statement (IPS).

An investment manager is very unlikely to produce a good result for a client without understanding that client's needs, circumstances, and constraints.

A written **investment policy statement** will typically begin with the investor's goals in terms of risk and return. These should be determined jointly, as the goals of high returns and low risk (while quite popular) are likely to be mutually exclusive in practice. Investor expectations in terms of returns must be compatible with investor's tolerance for risk (uncertainty about portfolio performance).

LOS 86.b: Describe the major components of an IPS.

The major components of an IPS typically address the following:

- *Description of Client* circumstances, situation, and investment objectives.
- *Statement of the Purpose* of the IPS.
- *Statement of Duties and Responsibilities* of investment manager, custodian of assets, and the client.
- *Procedures* to update IPS and to respond to various possible situations.
- *Investment Objectives* derived from communications with the client.
- *Investment Constraints* that must be considered in the plan.
- *Investment Guidelines* such as how the policy will be executed, asset types permitted, and leverage to be used.
- *Evaluation of Performance*, the benchmark portfolio for evaluating investment performance, and other information on evaluation of investment results.
- *Appendices* containing information on strategic (baseline) asset allocation and permitted deviations from policy portfolio allocations, as well as how and when the

portfolio allocations should be rebalanced.

In any case, the IPS will, at a minimum, contain a clear statement of client circumstances and constraints, an investment strategy based on these, and some benchmark against which to evaluate the account performance.

LOS 86.c: Describe risk and return objectives and how they may be developed for a client.

The **risk objectives** in an IPS may take several forms. An **absolute risk objective** might be to “have no decrease in portfolio value during any 12-month period” or to “not decrease in value by more than 2% at any point over any 12-month period.” Low absolute percentage risk objectives such as these may result in portfolios made up of securities that offer guaranteed returns (e.g., U.S. Treasury bills).

Absolute risk objectives can also be stated in terms of the probability of specific portfolio results, either percentage losses or dollar losses, rather than strict limits on portfolio results. Examples are as follows:

- “No greater than a 5% probability of returns below -5% in any 12-month period.”
- “No greater than a 4% probability of a loss of more than \$20,000 over any 12-month period.”

An absolute return objective may be stated in nominal terms, such as “an overall return of at least 6% per annum,” or in real returns, such as “a return of 3% more than the annual inflation rate each year.”

Relative risk objectives relate to a specific benchmark and can also be strict, such as, “Returns will not be less than 12-month euro LIBOR over any 12-month period,” or stated in terms of probability, such as, “No greater than a 5% probability of returns more than 4% below the return on the MSCI World Index over any 12-month period.”

Return objectives can be relative to a benchmark portfolio return, such as, “Exceed the return on the S&P 500 Index by 2% per annum.” For a bank, the return objective may be relative to the bank’s cost of funds (deposit rate). While it is possible for an institution to use returns on peer portfolios, such as an endowment with a stated objective to be in the top quartile of endowment fund returns, peer performance benchmarks suffer from not being *investable* portfolios. There is no way to match this investment return by portfolio construction before the fact.

In any event, the account manager must make sure that the stated risk and return objectives are compatible, given the reality of expected investment results and uncertainty over time.

LOS 86.d: Explain the difference between the willingness and the ability (capacity) to take risk in analyzing an investor’s financial risk tolerance.

An investor’s **ability to bear risk** depends on financial circumstances. Longer investment horizons (20 years rather than 2 years), greater assets versus liabilities

(more wealth), more insurance against unexpected occurrences, and a secure job all suggest a greater ability to bear investment risk in terms of uncertainty about periodic investment performance.

An investor's **willingness to bear risk** is based primarily on the investor's attitudes and beliefs about investments (various asset types). The assessment of an investor's attitude about risk is quite subjective and is sometimes done with a short questionnaire that attempts to categorize the investor's risk aversion or risk tolerance.

When the adviser's assessments of an investor's ability and willingness to take investment risk are compatible, there is no real problem selecting an appropriate level of investment risk. If the investor's willingness to take on investment risk is high but the investor's ability to take on risk is low, the low ability to take on investment risk will prevail in the adviser's assessment.

In situations where ability is high but willingness is low, the adviser may attempt to educate the investor about investment risk and correct any misconceptions that may be contributing to the investor's low stated willingness to take on investment risk. However, the adviser's job is not to change the investor's personality characteristics that contribute to a low willingness to take on investment risk. The approach will most likely be to conform to the lower of the investor's ability or willingness to bear risk, as constructing a portfolio with a level of risk that the client is clearly uncomfortable with will not likely lead to a good outcome in the investor's view.

LOS 86.e: Describe the investment constraints of liquidity, time horizon, tax concerns, legal and regulatory factors, and unique circumstances and their implications for the choice of portfolio assets.



PROFESSOR'S NOTE

When some of us were studying for the CFA exams over 20 years ago, we memorized R-R-T-T-L-L-U as a checklist for addressing the important points of portfolio construction, and it still works today. Then, as now, the important points to cover in an IPS were Risk, Return, Time horizon, Tax situation, Liquidity, Legal restrictions, and the Unique constraints of a specific investor.

Investment constraints include the investor's liquidity needs, time horizon, tax considerations, legal and regulatory constraints, and unique needs and preferences.

Liquidity: Liquidity refers to the ability to turn investment assets into spendable cash in a short period of time without having to make significant price concessions to do so. Investor needs for money to pay tuition, to pay for a parent's assisted living expenses, or to fund other possible spending needs may all require that some liquid assets be held. As we noted in an earlier reading discussing property and casualty insurance companies, claims arrive unpredictably to some extent and therefore their portfolios must hold a significant proportion of liquid (or maturing) securities in order to be prepared to honor these claims. Illiquid investments in hedge funds and private equity funds, which typically are not traded and have restrictions on redemptions, are not suitable for an investor who may unexpectedly need access to the funds.

Time horizon: In general, the longer an investor's time horizon, the more risk and less liquidity the investor can accept in the portfolio. While the expected returns on a broad equities portfolio may not be too risky for an investor with a 20-year investment horizon, they likely are too risky for an investor who must fund a large purchase at the end of this year. For such an investor, government securities or a bank certificate of deposit may be the most appropriate investments because of their low risk and high liquidity at the time when the funds will be needed.

Tax situation: Besides an individual's overall tax rate, the tax treatment of various types of investment accounts is also a consideration in portfolio construction. For a fully taxable account, investors subject to higher tax rates may prefer tax-free bonds (U.S.) to taxable bonds or prefer equities that are expected to produce capital gains, which are often taxed at a lower rate than other types of income. A focus on expected after-tax returns over time in relation to risk should correctly account for differences in tax treatments as well as investors' overall tax rates.

Some types of investment accounts, such as retirement accounts, may be tax exempt or tax deferred. Investors with such accounts may choose to put securities that generate fully taxed income, such as corporate bond interest, in accounts that are tax deferred, while seeking long-term capital gains, tax-exempt interest income, and dividend income (in jurisdictions where dividends receive preferential tax treatment) in their personal accounts, which have no tax deferral benefit.

Legal and regulatory: In addition to financial market regulations that apply to all investors, more specific legal and regulatory constraints may apply to particular investors. Trust, corporate, and qualified investment accounts may all be restricted by law from investing in particular types of securities and assets. There may also be restrictions on percentage allocations to specific types of investments in such accounts. Corporate officers and directors face legal restrictions on trading in the securities of their firms that the account manager should be aware of.

Unique circumstances: Each investor, whether individual or institutional, may have specific preferences or restrictions on which securities and assets may be purchased for the account. Some of these may be nonfinancial considerations, which are commonly categorized as **responsible investing**. Ethical preferences, such as prohibiting investment in securities issued by tobacco or firearms producers, are not uncommon. Restrictions on investments in companies or countries where human rights abuses are suspected or documented would also fall into this category. Religious preferences may preclude investment in securities that make explicit interest payments.

Unique investor preferences may also be based on diversification needs when the investor's income depends heavily on the prospects for one company or industry. An investor who has founded or runs a company may not want any investment in securities issued by a competitor to that company.

LOS 86.f: Explain the specification of asset classes in relation to asset allocation.

After having determined the investor objectives and constraints through the exercise of creating an IPS, a **strategic asset allocation** is developed which specifies the percentage allocations to the included asset classes. In choosing which asset classes to consider when developing the strategic asset allocation for the account, the correlations of returns *within* an asset class should be relatively high, indicating that the assets within the class are similar in their investment performance. On the other hand, it is low correlations of returns *between* asset classes that leads to risk reduction through portfolio diversification.

Historically, only the broad categories of equities, bonds, cash, and real estate were considered. More recently, a group of several investable asset classes, referred to collectively as alternative investments, has gained more prominence. Alternative investment asset classes include hedge funds of various types, private equity funds, managed or passively constructed commodity funds, artwork, and intellectual property rights.

We can further divide equities by whether the issuing companies are domestic or foreign, large or small, or whether they are traded in emerging or developed markets. An example of specifying asset classes is world equities. A U.S. investor may want to divide world equities into different regions.

With bonds, we can divide the overall universe of bonds into asset classes based on maturities or on criteria such as whether they are foreign or domestic, government or corporate, or investment grade or speculative (high yield). Overall, the asset classes considered should approximate the universe of permissible investments specified in the IPS.

Once the universe of asset classes has been specified, the investment manager will collect data on the returns, standard deviation of returns, and correlations of returns with those of other asset classes for each asset class.

Figure 86.1 illustrates the strategic asset allocation for a pension fund.

Figure 86.1: Strategic Asset Allocation

The Vermont Pension Investment Committee manages more than \$4 billion in retirement assets for various teachers and state and municipal employees in that state. VPIC's investment policy specifies the following strategic asset allocation:

Asset Class	Target
Growth assets	
Passive global equities	24%
Active global equities	5%
Large cap U.S. equities	4%
Small-/mid-cap U.S. equities	3%
Non-U.S. developed market equities	5%
International small-cap equities	2%
Private equity	10%
Core plus fixed income	6%
Emerging market debt	4%
Private debt	5%
Non-core real estate	3%
Total growth assets	71%
Downturn hedging assets	
Core fixed income	14%
Short-term quality credit	5%
Total downturn hedging	19%
Inflation hedging assets	
Core real estate	5%
U.S. TIPS	3%
Infrastructure/farmland	2%
Total inflation hedging	10%

Source: State of Vermont, Office of the State Treasurer.
Target allocation as of March 25, 2019.
www.vermonttreasurer.gov/content/pension.

LOS 86.g: Describe the principles of portfolio construction and the role of asset allocation in relation to the IPS.

Once the portfolio manager has identified the investable asset classes for the portfolio and the risk, return, and correlation characteristics of each asset class, an *efficient frontier*, analogous to one constructed from individual securities, can be constructed using a computer program. By combining the return and risk objectives from the IPS with the actual risk and return properties of the many portfolios along the efficient frontier, the manager can identify that portfolio which best meets the risk and return requirements of the investor. The asset allocation for the efficient portfolio selected is then the strategic asset allocation for the portfolio.

So far, we have not concerned ourselves with deviations from strategic asset allocations or with selection of individual securities within individual asset classes. These activities are referred to as active (versus passive) portfolio management strategies. A manager who varies from strategic asset allocation weights in order to take advantage

of perceived short-term opportunities is adding **tactical asset allocation** to the portfolio strategy. **Security selection** refers to deviations from index weights on individual securities within an asset class. For example, a portfolio manager might overweight energy stocks and underweight financial stocks, relative to the index weights for U.S. large-cap equities as an asset class. For some asset classes, such as hedge funds, individual real estate properties, and artwork, investable indexes are not available. For these asset classes, selection of individual assets is required by the nature of the asset class.

While each of these active strategies may produce higher returns, they each also increase the risk of the portfolio compared to a passive portfolio of asset class indexes. A practice known as **risk budgeting** sets an overall risk limit for the portfolio and budgets (allocates) a portion of the permitted risk to the systematic risk of the strategic asset allocation, the risk from tactical asset allocation, and the risk from security selection.

Active portfolio management has two specific issues to consider:

1. An investor may have multiple managers actively managing to the same benchmark for the same asset class (or may have significant benchmark overlap). In this case, one manager may overweight an index stock while another may underweight the same stock. Taken together, there is no net active management risk, although each manager has reported active management risk. Overall, the risk budget is underutilized as there is less net active management than gross active management.
2. When all managers are actively managing portfolios relative to an index, trading may be excessive overall. This extra trading could have negative tax consequences, specifically potentially higher capital gains taxes, compared to an overall efficient tax strategy.

One way to address these issues is to use a **core-satellite approach**. The core-satellite approach invests the majority, or core, portion of the portfolio in passively managed indexes and invests a smaller, or satellite, portion in active strategies. This approach reduces the likelihood of excessive trading and offsetting active positions.

Clearly, the success of security selection will depend on the manager's skill and the opportunities (mispricings or inefficiencies) within a particular asset class. Similarly, the success of tactical asset allocation will depend both on the existence of short-term opportunities in specific asset classes and on the manager's ability to identify them.

LOS 86.h: Describe how environmental, social, and governance (ESG) considerations may be integrated into portfolio planning and construction.

Approaches to ESG investing include:

- **Negative screening**, excluding specific companies or industries based on ESG factors.
- **Positive screening**, investing in companies that have positive ESG practices.
- **Thematic investing**, selecting sectors or companies to promote specific ESG-related goals.

- **Impact investing**, selecting investments both to provide a return and to promote positive ESG practices.
- **Engagement/active ownership**, using share ownership as a platform to promote improved ESG practices at a company.
- **ESG integration**, considering ESG factors throughout the asset allocation and security selection process.

If a portfolio's investment universe is constrained by negative screening, measuring its performance against a broad market index is unlikely to be appropriate. Indexes excluding companies or industries that investors with ESG concerns commonly avoid are available.

While many investors use positive screening, thematic, or impact investing approaches, choices of which specific companies to invest in and which ESG factors to focus on differ among investors. Thus, portfolios and performance benchmarks must be customized under these approaches, and they may require investment managers who specialize in these styles of investing.

For investment managers with clients who wish to engage in active ownership, it is important to clarify whether the clients intend to vote their shares themselves or direct the managers to vote the shares according to specified ESG factors.

Regardless of the approach chosen, investors should be aware that imposing constraints based on ESG factors will likely affect portfolio performance. How these constraints will affect portfolio performance in practice is uncertain. Both limiting the universe of investment choices and incurring the costs involved in considering ESG factors may decrease returns. On the other hand, investing in companies with good corporate governance practices and avoiding those that face ESG-related risks may increase portfolio returns.



MODULE QUIZ 86.1

1. The investment policy statement is *most accurately* considered the:
 - A. starting point of the portfolio management process.
 - B. key intermediate step in the portfolio management process.
 - C. end product of the portfolio management process.
2. The component of an investment policy statement that defines the investment objectives is *most likely* to include information about:
 - A. the investor's risk tolerance.
 - B. unique needs and preferences of the investor.
 - C. permitted asset types and use of leverage in the investment account.
3. When an investment advisor is developing return and risk objectives for a client:
 - A. return objectives should be absolute and risk objectives should be relative.
 - B. risk objectives should be absolute and return objectives should be relative.
 - C. both return and risk objectives may be stated in absolute or relative terms.
4. A client exhibits an above-average willingness to take risk but a below-average ability to take risk. When assigning an overall risk tolerance, the investment adviser is *most likely* to assess the client's overall risk tolerance as:
 - A. above average.

- B. average.
C. below average.
5. Which of the following is *least likely* an example of a portfolio constraint?
A. Higher tax rate on dividend income than on capital gains.
B. Significant spending requirements in the near future.
C. Minimum total return requirement of 8%.
6. For asset allocation purposes, asset classes should be specified such that correlations of returns are relatively:
A. low within each asset class and low among asset classes.
B. high within each asset class and low among asset classes.
C. low within each asset class and high among asset classes.
7. In determining the appropriate asset allocation for a client's investment account, the manager should:
A. consider only the investor's risk tolerance.
B. incorporate forecasts of future economic conditions.
C. consider the investor's risk tolerance and future needs, but not forecasts of market conditions.

KEY CONCEPTS

LOS 86.a

A written investment policy statement, the first step in the portfolio management process, is a plan for achieving investment success. An IPS forces investment discipline and ensures that goals are realistic by requiring investors to articulate their circumstances, objectives, and constraints.

LOS 86.b

Many IPS include the following sections:

- Introduction—Describes the client.
- Statement of Purpose—The intentions of the IPS.
- Statement of Duties and Responsibilities—Of the client, the asset custodian, and the investment managers.
- Procedures—Related to keeping the IPS updated and responding to unforeseen events.
- Investment Objectives—The client's investment needs, specified in terms of required return and risk tolerance.
- Investment Constraints—Factors that may hinder the ability to meet investment objectives; typically categorized as time horizon, taxes, liquidity, legal and regulatory, and unique needs.
- Investment Guidelines—For example, whether leverage, derivatives, or specific kinds of assets are allowed.
- Evaluation and Review—Related to feedback on investment results.
- Appendices—May specify the portfolio's strategic asset allocation (policy portfolio) or the portfolio's rebalancing policy.

LOS 86.c

Risk objectives are specifications for portfolio risk that are developed to embody a client's risk tolerance. Risk objectives can be either absolute (e.g., no losses greater than 10% in any year) or relative (e.g., annual return will be within 2% of FTSE return).

Return objectives are typically based on an investor's desire to meet a future financial goal, such as a particular level of income in retirement. Return objectives can be absolute (e.g., 9% annual return) or relative (e.g., outperform the S&P 500 by 2% per year).

The achievability of an investor's return expectations may be hindered by the investor's risk objectives.

LOS 86.d

Willingness to take financial risk is related to an investor's psychological factors, such as personality type and level of financial knowledge.

Ability or capacity to take risk depends on financial factors, such as wealth relative to liabilities, income stability, and time horizon.

A client's overall risk tolerance depends on both his ability to take risk and his willingness to take risk. A willingness greater than ability, or vice versa, is typically resolved by choosing the more conservative of the two and counseling the client.

LOS 86.e

Investment constraints include:

- Liquidity—The need to draw cash from the portfolio for anticipated or unexpected future spending needs. High liquidity needs often translate to a high portfolio allocation to bonds or cash.
- Time horizon—Often the period over which assets are accumulated and before withdrawals begin. Risky or illiquid investments may be inappropriate for an investor with a short time horizon.
- Tax considerations—Concerns the tax treatments of the investor's various accounts, the relative tax treatment of capital gains and income, and the investor's marginal tax bracket.
- Legal and regulatory—Constraints such as government restrictions on portfolio contents or laws against insider trading.
- Unique circumstances—Restrictions due to investor preferences (religious, ethical, etc.) or other factors not already considered.

LOS 86.f

An asset class is a group of securities with similar risk and performance characteristics. Examples of major asset classes include equity, fixed income, cash, and real estate. Portfolio managers also use more narrowly defined asset classes, such as large-cap U.S. equities or speculative international bonds, and alternative asset classes, such as commodities or investments in hedge funds.

LOS 86.g

Strategic asset allocation is a set of percentage allocations to various asset classes that is designed to meet the investor's objectives. The strategic asset allocation is developed by combining the objectives and constraints in the IPS with the performance expectations of the various asset classes. The strategic asset allocation provides the basic structure of a portfolio.

Tactical asset allocation refers to an allocation that deviates from the baseline (strategic) allocation in order to profit from a forecast of shorter-term opportunities in specific asset classes.

LOS 86.h

Imposing portfolio constraints based on ESG factors may affect performance. Limiting the universe of investment choices may decrease returns, but good corporate governance and low ESG-related risks may increase returns.

If a portfolio's investment universe is constrained by negative screening, its performance should be measured against a benchmark that excludes companies with negative ESG factors.

Positive screening, best-in-class, or thematic investing approaches typically require portfolio construction to be customized for the investor's choices of which ESG factors to focus on.

For active ownership, it is important to clarify whether investors intend to vote their shares themselves or direct managers to vote the shares according to specified ESG factors.

ANSWER KEY FOR MODULE QUIZZES

Module Quiz 86.1

- 1. A** An investment policy statement is considered to be the starting point of the portfolio management process. The IPS is a plan for achieving investment success. (LOS 86.a)
- 2. A** Investment objectives are defined based on both the investor's return requirements and risk tolerance. Investment constraints include the investor's time horizon, liquidity needs, tax considerations, legal and regulatory requirements, and unique needs and preferences. Policies regarding permitted asset types and the amount of leverage to use are best characterized as investment guidelines. (LOS 86.b)
- 3. C** Both risk and return objectives can be defined either in absolute terms or relative to some benchmark. (LOS 86.c)
- 4. C** When assigning an overall risk tolerance, the prudent approach is to use the lower of ability to take risk and willingness to take risk. (LOS 86.d)

5. **C** Return objectives are part of a policy statement's objectives, not constraints. (LOS 86.e)
6. **B** Asset classes should be defined such that correlations of returns within the asset class are relatively high (because assets within a class should perform alike over time), while correlations of returns among asset classes are relatively low (to benefit from diversification). (LOS 86.f)
7. **B** An adviser's forecasts of the expected returns and expected volatilities (risk) of different asset classes are an important part of determining an appropriate asset allocation. (LOS 86.g)

READING 87

THE BEHAVIORAL BIASES OF INDIVIDUALS

MODULE 87.1: COGNITIVE ERRORS VS. EMOTIONAL BIASES



Video covering this content is available online.

Traditional finance assumes that individuals act as perfectly rational economic beings who objectively consider all relevant information to make rational decisions, and that this process results in efficient markets. Research results have called these assumptions into question. Kahneman and Tversky pioneered this work in the early 1970s, initially setting logic tests where individuals' intuitive answers were predictably flawed. This supported the idea that human decision-making has systematic biases that lead to irrational decisions.

This work was extended by Kahneman, Tversky, and others, who have suggested that a better understanding of these biases by clients (and by the professionals who work with those clients) should produce securities prices and returns over time that better match the informationally efficient markets of traditional finance theory.

LOS 87.a: Compare and contrast cognitive errors and emotional biases.

Individuals, when facing complex decision-making, often lack the time or ability to derive the optimal course of action prescribed by traditional finance. Cognitive limitations and emotional responses introduce bias into the decision-making process, leading to decisions that are biased (not perfectly rational). Behavioral finance asserts that certain biases, which are not simply random errors, are widespread and therefore predictable.

Cognitive errors are due primarily to faulty reasoning or irrationality. They can arise from not understanding statistical analysis, information processing errors, illogical reasoning, or memory errors. Such errors can possibly be reduced by increased awareness, better training, or more information.

Emotional biases are not related to conscious thought. Rather, they stem from feelings, impulses, or intuition. As such, they are difficult to overcome and may have to be accommodated.

Despite the distinction in grouping biases as either cognitive or emotional, a bias may have elements of both cognition and emotion. When trying to overcome or mitigate

biases that are both emotional and cognitive, success is more likely by focusing on the cognitive issues.

LOS 87.b: Discuss commonly recognized behavioral biases and their implications for financial decision making.

Cognitive errors can be divided into *belief perseverance* biases that reflect an irrational reluctance to change prior conclusions and decisions, and *processing errors* where the information analysis is flawed.

Cognitive Errors: Belief Perseverance

Psychologists use the term **cognitive dissonance** to refer to a situation where an individual holds conflicting beliefs or receives information that causes a current belief to be questioned. Cognitive dissonance causes stress that individuals seek to reduce. They may do so by letting go of prior beliefs in favor of the conflicting belief. On the other hand, they might discount the conflicting information or viewpoints by questioning their truth, source, applicability, or significance. To the extent that it is easier to do the latter than the former, bias in favor of currently held beliefs is the result.

- **Conservatism bias** occurs when market participants rationally form an initial view but then fail to change that view as new information becomes available. That is, they overweight their prior probabilities and do not adjust them appropriately as new information becomes available. Individuals displaying this bias tend to maintain prior forecasts and securities allocations, ignoring or failing to recognize the significance of new information. Individuals may react slowly to new data or ignore information that is complex to process.

EXAMPLE: Conservatism bias

John Molinari allocates assets based on his observation that over the last 80 years, recessions occurred in 20% of those years. When a coworker informs Molinari that the country's central bank has announced a policy change to a tightening of monetary conditions, Molinari does not adjust his recommended asset allocations. Does this reflect conservatism bias?

Answer:

Molinari should consider that the conditional probability of a recession, given that the central bank is tightening, may differ from the unconditional probability of a recession that he previously estimated. He is showing conservatism bias by not considering the impact of this new information.

Conservatism bias may result in market participants holding investments too long because they are unwilling or slow to update a view or forecast. They may be avoiding the mental effort or stress of updating prior beliefs by not considering the implications of new information.

- **Confirmation bias** occurs when market participants focus on or seek information that supports prior beliefs, while avoiding or diminishing the importance of

conflicting information or viewpoints. They may distort new information in a way that remains consistent with their prior beliefs.

For example, after buying a car from a given manufacturer, the buyer would exhibit confirmation bias by reading articles about how great cars from that manufacturer are but avoiding news about problems with that particular brand. Because the buyer already purchased the car, information suggesting that it was a bad decision is unwelcome.

Consequences and implications of confirmation bias may include market participants who:

- Consider positive information but ignore negative information.
- Set up a decision process or data screen incorrectly to support a preferred belief.
- Become overconfident about the correctness of a presently held belief.

Market participants can reduce confirmation bias by seeking out contrary views and information—for example, by reading analyses and viewpoints that disagree with a presently held belief, rather than only reading those that reinforce the belief.

- **Representativeness bias** occurs when certain characteristics are used to put an investment in a category and the individual concludes that it will have the characteristics of investments in that category. Individuals systematically make the error of believing that two things that are similar in some respects are more similar in other respects than they actually are.

Two forms of representativeness bias are base-rate neglect and sample-size neglect.

Base-rate neglect refers to analyzing an individual member of a population without adequately considering the probability of a characteristic in that population (the base rate). Consider this example of base-rate neglect: a group was asked to identify the most likely occupation of a man who was characterized as somewhat shy as a salesperson or a librarian. Most participants chose librarian, thinking that most librarians would tend to be more shy on average than salespeople, who tend to be outgoing. Their mistake was in not considering that there are relatively few male librarians and a great number of male salespeople. Even though a greater percentage of librarians may be characterized as somewhat shy, the absolute number of salespeople who could be characterized as somewhat shy is significantly greater.

Sample-size neglect refers to making a classification based on a small and potentially unrealistic data sample. The error is believing the population reflects the characteristics of the small sample.

For example, a fund manager may show strong performance over a three-year time horizon. This may lead investors to assume this is evidence of superior skill. However, examination of longer sample periods shows a lack of persistence; there will be some three-year “winners” even when annual returns results are actually random. The evidence of the lack of persistence of managers’ relative performance over time does not support investors’ conclusion that this manager will continue to outperform.

EXAMPLE: Representativeness bias

XYZ company has long been recognized as a growth stock, delivering superior earnings growth and stock price appreciation. While earnings have continued to grow, last year’s revenue has not, and neither has the stock price. Under the following two conditions, would an analyst be more likely to buy or sell the stock?

1. The analyst suffers from base-rate and sample-size neglect.
2. The analyst treats the growth classification as representative.

Answer:

If the analyst exhibits sample-size neglect and base-rate neglect biases, the analyst will ignore XYZ's long record as a growth stock, focus on the short-term disappointing results, and may recommend selling the stock without considering the long-term possibility it will revert to growth behavior.

However, if the analyst over-relies on the initial growth classification, the analyst may assume that the stock will return to growth and recommend buying it, without properly considering the reasons for its recent results or their longer-term implications.

Representativeness bias may lead market participants to attach too much importance to a few characteristics based on a small sample size or make decisions based on simple rules and classifications rather than conducting a more-thorough and complex analysis.

- **Illusion of control bias** exists when market participants believe they can control or affect outcomes when they cannot. It is often associated with emotional biases: *illusion of knowledge* (belief you know things you do not know), *self-attribution* (belief you personally caused something to happen), and *overconfidence* (an unwarranted belief that your beliefs will prove to be correct).

An example of control bias can be seen in humans' attempts to control the weather using ritual ceremonies. This allowed them to believe they had some control of the environment, when in fact it is highly unlikely that a ceremony can influence the weather.

Illusion of control may cause market participants to overweight securities for which they believe they have control over outcomes, such as a company they work for or are otherwise associated with. This can result in their portfolios being inadequately diversified.

- **Hindsight bias** is a selective memory of past events, actions, or what was knowable in the past, resulting in an individual's tendency to see things as more predictable than they really are. People tend to remember their correct predictions and forget their incorrect ones. They also overestimate what could have been known. This behavior results from individuals being able to observe outcomes that did occur but not the outcomes that did not materialize. Hindsight bias is sometimes referred to as the *I-knew-it-all-along phenomenon*.

Examples of behavior that reflects hindsight bias include the following:

- Individuals distort their earlier predictions when looking back. This is the tendency to believe that we knew the outcome of an uncertain event all along.
- Individuals tend to view events that have occurred as inevitable.
- Individuals assume they could have foreseen the outcomes of uncertain events.

Hindsight bias can lead to overconfidence in ability to predict outcomes. It may also cause investors to cast aside valid analysis techniques that did not turn out to be correct in favor of poor techniques that turned out well by chance.

Cognitive Errors: Information-Processing Biases

These are related more to the processing of information and less to the decision-making process.

Anchoring and adjustment bias refers to basing expectations on a prior number and overweighting its importance, making adjustments in relation to that number as new information arrives. Examples would be estimating the value of a security relative to its current value or making estimates of earnings per share relative to a previously reported value or relative to a prior estimate. Anchoring leads to underestimating the implications of new information. New data should be considered objectively without regard to any initial anchor point.

Mental accounting bias refers to viewing money in different accounts or from different sources differently when making investment decisions. This conflicts with the idea that security decisions should be made in the context of the investor's overall portfolio of assets based on their financial goals and risk tolerance.

An example of mental accounting is an investor who receives an unexpected bonus at work and chooses to invest it in a very risky biotechnology stock, reasoning that the bonus is "found money" that can acceptably be risked on speculation. In fact, while such a stock may have a place in the investor's portfolio, decisions about whether and how much of it to include should be based on a total portfolio approach. Another example may be an investor who receives an inheritance from a parent and segregates those funds into low-risk bonds out of a desire to "not lose any of the money the parent worked so hard to save." This behavior also conflicts with the principle that investments should be considered in the context of the entire portfolio.

The result of such mental accounting may be that an investor's overall portfolio is not optimal given the investor's circumstances, investment goals, and risk tolerance. It can cause an investor to hold positions that offset each other, rather than considering investments in the context of their correlation of returns. One common form of mental accounting bias is a tendency to view income differently from capital appreciation. This may cause an investor to hold a mix of income-producing and non-income-producing securities that does not match the investor's circumstances.

A study by Camerer et al. (1997)¹ investigated behavior of New York taxi drivers. The study suggests that each new day was a separate account in the minds of the taxi drivers. It appears that New York taxi drivers have a reference rate for daily income and perceive a loss if they fail to meet it (which we may also view as an example of anchoring). On rainy days, demand for taxis is high, while on sunny days, the demand is low. Logically, you would expect taxi drivers to work more hours on rainy days to maximize their incomes. In reality, the opposite was true. Taxi drivers worked longer hours on sunny days as they strove to hit their target income. On rainy days, once the target was achieved, the taxi drivers stopped working.

Framing bias occurs when decisions are affected by the way in which the question or data is "framed." In other words, the way a question is phrased can influence the answer given. Tversky and Kahneman (1980)² illustrate framing bias with the following example.

EXAMPLE: Framing bias (framing as a gain)

The United States is preparing for the outbreak of an unusual disease, which is expected to kill 600 people. Two alternative programs have been proposed. If Program A is adopted, 200 people will be saved. If Program B is adopted, there is a one-third probability that 600 people will be saved and a two-thirds probability that no one will be saved. Which program will people choose?

Answer:

Program A is typically selected. Although the expected value of both Program A and Program B is 200 lives saved, the majority choice is risk averse. The prospect of saving 200 lives with certainty is more attractive than the risky option with the same expected value.

EXAMPLE: Framing bias (framing as a loss)

A different group of individuals is given the same issue, but the two programs are framed differently. If Program A is adopted, 400 people will die. If Program B is adopted, there is a one-third probability that nobody will die and a two-thirds probability that 600 will die. Which program will people choose?

Answer:

In this situation, Program B is typically selected. The majority choice is now risk-taking, with the certain death of 400 people being less acceptable than a two-thirds chance that 600 people will die.

In these examples, the two programs presented (A and B) are identical for both groups, but the framing of the information results in different choices. For the first group, the information was presented in the context of a gain, while for the second group, it was in the context of a loss. Loss aversion—the idea that we fear losses more than we value gains—is then demonstrated by the choices made.

An example of framing bias in an investment context is overestimating the significance of short-term price volatility (risk) without weighing it against long-term considerations. This may result in overly conservative portfolios.

Investment managers must take care to avoid framing bias when creating questions to assess an investor's risk tolerance. Failing to properly assess risk tolerance may identify investors as more or less risk averse than they actually are, resulting in portfolios that are inconsistent with the investors' needs.

Availability bias refers to putting undue emphasis on information that is readily available, easy to recall, or based narrowly on personal experience or knowledge. Availability bias occurs when individuals judge the probability of an event occurring by the ease with which examples and instances come to mind. By the very nature of memory, more-recent events are typically easier to recall than events further in the past, which leads to the bias of attaching too much significance to events that have occurred recently and too little to events that occurred further in the past. People also

tend to assume that if something is easily remembered, it must occur with a higher probability.

EXAMPLE: Availability bias

Imagine a word is picked at random from a dictionary. Is it more likely that the word has the letter r as the first letter in the word or the third letter?

Answer:

When faced with this problem, most individuals state that it is more likely the letter r will be the first letter. In fact, in the English language, there are approximately three times more words with r as the third letter than the first. Individuals find it easier to recall words that begin with r than words with r as the third letter, which distorts their estimation of probabilities.

Availability bias may lead market participants to choose a manager or investment based on advertising or recalling they have heard the name. They may limit their universe of potential investments to familiar firms, resulting in inappropriate asset allocations and lack of diversification. They may also overreact to recent market conditions while ignoring data on historical market performance, or they may place too much emphasis on events that receive a large amount of media attention.

MODULE 87.2: EMOTIONAL BIASES



PROFESSOR'S NOTE

Some of the terms we are about to discuss have already come up in the discussion of cognitive biases. In general, if an investor's view is based on unconscious emotion that the holder is unwilling or unable to change, we should regard it as an emotional bias. If a bias can be overcome with a relatively simple change in thought process or information, we should regard it as a cognitive bias.



Video covering this content is available online.

While there is no formally accepted definition, these six biases generally arise from emotion and feelings rather than through conscious thought:

1. **Loss-aversion bias** arises from **feeling more pain from a loss than pleasure from an equal gain**. Kahneman and Tversky (1979)³ investigated differences between how people feel when they gain and when they lose and how that affects behavior when faced with risk. They found that individuals' willingness to take a gamble (risk) was very different when facing a loss or a gain.

Consider the following two scenarios:

Scenario 1: An individual is given \$10. The individual is then given the following options:

- Take an additional \$5 with certainty.
- Flip a coin and win an additional \$10 if it lands heads up or nothing if it lands tails up.

Both options represent a gain relative to the original \$10, and the expected value of the gain is \$5 for either option. Option 1 creates a guaranteed outcome of \$15. Option 2 introduces uncertainty, with equal probabilities of an outcome of \$10 or \$20. Most individuals chose the riskless Option 1 over the riskier Option 2.

Scenario 2: An individual is given \$20. The individual is then given the following options:

- Take a \$5 loss with certainty.
- Flip a coin and lose nothing if it lands heads up, but lose \$10 if it lands tails up.

Both options represent a potential loss relative to the original \$20, and the expected loss is \$5 for either option. Most individuals chose risky Option 2 over the riskless certain loss of Option 1.

In both scenarios, the expected value of the individual's wealth is \$15. The options given to the individuals are also identical, with Option 1 resulting in a guaranteed outcome of \$15 and Option 2 providing equal probabilities of either \$10 or \$20. Yet, when faced with gains, people preferred certainty, and when faced with losses, they preferred risk.

The conclusion is that individuals display asymmetrical responses to gains and losses. Kahneman and Tversky suggested that people look at decisions relative to a reference rate. Anything below the reference rate is seen as a loss, and anything above the reference rate is seen as a gain. The reference rate in Scenario 1 was the \$10 initially given to the individual, and in Scenario 2, it was \$20. The conflicting responses to the scenarios are explained by attitudes toward gains and losses. Crucially, people fear losses far more than they value gains. Thus, in Scenario 2, they were willing to take the risk in the hope of avoiding a loss.



PROFESSOR'S NOTE

Be sure to understand the difference between risk aversion and loss aversion. A risk-averse investor is simply an investor who, given two investments with the same expected returns, would select the investment with the lowest risk. A loss-averse investor is one who feels greater pain (decreases in utility) from losses than satisfaction (increase in utility) from gains. As a result, the individual is more likely to take a risk in the hope of avoiding losses than in the hope of achieving gains.

Consequences of loss-aversion bias may include trading too much by selling for small gains, which increases transaction costs and decreases returns, or incurring too much risk by continuing to hold assets that have deteriorated in quality and lost value. If an initial decline in value occurs, loss-averse investors may take excessive risk in the hope of recovering (investment managers may be particularly susceptible to this behavior). A loss-averse investor might view a position inappropriately as a gain or a loss based on the framing of the reference point.

2. **Overconfidence bias** occurs when market participants overestimate their own intuitive ability or reasoning. It can show up as *illusion of knowledge* when they think they do a better job of predicting than they actually do. Combined with *self-attribution bias*, individuals may give themselves personal credit when things go

right (*self-enhancing*) but blame others or circumstances when things go wrong (*self-protecting*). *Prediction overconfidence* leads individuals to underestimate uncertainty and the standard deviation of their predictions, while *certainty overconfidence* occurs when they overstate the probability they will be right.

While overconfidence is both cognitive and emotional, it is more emotional in nature because it is difficult for most individuals to correct and is rooted in the desire to feel good. Overconfidence bias may cause market participants to underestimate risk, overestimate return, and fail to diversify sufficiently.

3. **Self-control bias** occurs when individuals lack self-discipline and favor short-term satisfaction over long-term goals. Often, individuals are not prepared to make short-term sacrifices to meet their long-term goals. They may favor small payoffs now at the expense of larger payoffs in the future, which is known as *hyperbolic discounting*.

Self-control bias may result in insufficient savings to fund retirement needs, which in turn may cause an investor to take excessive risk to try to compensate for insufficient savings accumulation. It may also result in overemphasis on income-producing assets to meet short-term needs.

Self-control bias might be mitigated by establishing an appropriate investment plan (asset allocation) and a budget to achieve sufficient savings. Both should be reviewed on a regular basis.

4. **Status quo bias** occurs when comfort with an existing situation causes an individual to be resistant to change. If investment choices include the option to maintain existing investments or allocations, or if a choice will happen unless the participant opts out, status quo choices become more likely.

Companies have found that automatically enrolling workers in retirement savings schemes, with the option to opt out, increases participation compared with making it necessary for employees to opt in. Thaler and Sunstein (2008)⁴ argue for framing choices in this way to achieve better participation rates in retirement plans, as well as other choices, such as whether to register as an organ donor.

Consequences of status quo bias may include holding portfolios with inappropriate risk and not considering other, better investment alternatives.

5. **Endowment bias** occurs when an asset is felt to be special and more valuable simply because it is already owned. For example, a spouse may hold on to securities the deceased spouse purchased, for reasons like sentiment that are unrelated to the current merits of the securities. Endowment bias is common with inherited assets and might be detected or mitigated by asking a question such as “Would you make this same investment with new money today?”

In studies, individuals have been asked to state their minimum sales price for an asset they own (say \$25) and the maximum price they would pay now to buy the same asset (say \$23). The price at which they would be willing to sell tended to be higher than the price they would pay. This has been explained as an endowment effect. Once they own an asset, they act as if it is worth more than they would pay.

Market participants who exhibit endowment bias may be failing to sell assets that are no longer appropriate for their investment needs, or they hold assets with which they are familiar because they provide some intangible sense of comfort.

6. **Regret-aversion bias** occurs when market participants do nothing out of excessive fear that actions could be wrong. They attach undue weight to errors of commission (doing something that turns out wrong) and not enough weight to errors of omission (not doing something that would have turned out right). Their sense of regret and pain is stronger for acts of commission. This is quite similar to status quo bias.

Herding behavior is a form of regret aversion where participants go with the consensus or popular opinion. Essentially, participants tell themselves they are not to blame if others are wrong too.

Consequences of regret-aversion bias may include excess conservatism in the portfolio because it is easy to see that riskier assets do at times underperform. Therefore, an investor might not buy riskier assets so as not to experience regret when they decline.

LOS 87.c: Describe how behavioral biases of investors can lead to market characteristics that may not be explained by traditional finance.

In our Equity Investments reading on Market Efficiency, we developed the ideas of anomalies (results that do not fit the prevailing model of securities risks and returns) and market inefficiencies (anomalies that present opportunities to earn positive risk-adjusted returns). Many market anomalies have been explained by small sample size, time period bias, or inadequacies in the specification of prevailing models of returns. In the same way, some anomalies once considered evidence of market inefficiency have been explained by the possible misspecification of risk, leading to inaccurate risk adjustment of returns.

Bubbles and subsequent crashes have been with us as long as trading markets have existed. Some have offered explanations for these extremes of valuation based on rational behavior. Investors who leave markets that they determine are exhibiting characteristics of a bubble may miss out on high returns over extended periods. On the other hand, investors who stay invested based on a belief that they will be able to get out at or near the market top often find that that is not realistic. Either type of mistake, leaving the market too early or staying fully invested too long, can be quite damaging to a fund manager's career. Exploiting the fact that a market is "in a bubble" for an arbitrage profit may not be possible due to the restrictions on and risk of short selling in a rapidly rising market.

While behavioral finance does not provide an overall explanation for bubbles and their aftermath, some have claimed that cognitive and emotional biases exhibited during such periods may have some causal effects. These claims include the following:

- *Overconfidence* may lead to overtrading, underestimation of risk, and lack of diversification.

- Persistently good results combined with *self-attribution* bias can fuel overconfidence, as can *hindsight* bias (as investors give themselves credit for choosing profitable stocks in a bull market).
- *Confirmation bias* may lead investors to ignore or misinterpret new information suggesting that valuations will not continue to rise, or to misinterpret initial decreases in asset values as simply another buying opportunity.
- *Anchoring* may cause investors to believe recent highs are rational prices even after prices begin their eventual decline.
- Fear of *regret* may keep even very skeptical investors in the market.

One anomaly that has been persistent over time is the value/growth anomaly. Value stocks (low market-book, low P/E, high dividend yield stocks) have outperformed growth stocks (high P/E, low dividend yield stocks) over long periods. Fama and French (1992) found that adding risk factors for firm size and book-to-market ratio to a model of stock returns eliminated the evidence of value stock outperformance. These results suggest that the extra returns to value stocks were compensation for additional risks captured by firm size and book-to-market ratios.

Others have suggested behavioral factors as the cause of the seeming outperformance of value stocks. The **halo effect** is a version of representativeness in which a company's good characteristics, such as fast growth and a rising stock price, are extended into a conclusion that it is a good stock to own, leading to overvaluation of growth stocks.

The fact that investors tend to invest heavily in firms in their domestic country in a global portfolio, or more heavily in firms operating in their region of a country, is considered anomalous in that rationality suggests greater diversification. Such **home bias**, it is claimed, may result from a belief that they have better access to information or simply an emotional desire to invest in companies "closer to home." Similarly, investors may underestimate the risk or overestimate the future returns of firms whose products they use or firms for which they are exposed to a great amount of positive marketing messages.



MODULE QUIZ 87.1, 87.2

1. Which of the following would *most likely* be classified as an emotional bias?
 - A. The investor has difficulty interpreting complex new information.
 - B. The investor only partially adjusts forecasts when he receives new information.
 - C. The investor has a tendency to value the same assets higher if he owns them than if he does not own them.
2. Which of the following would *most likely* indicate that an investor is subject to an emotional bias?
 - A. Regularly basing decisions on only a subset of available information.
 - B. Reacting spontaneously to a negative earnings announcement by quickly selling a stock.
 - C. Remaining invested in a profitable technology stock even though new information indicates its P/E ratio is too high.
3. A cognitive error is *most likely* indicated by which of the following?
 - A. A client is the chief executive officer of a public company that she founded and insists she will not diversify her holding of the company stock.

- B. The spouse of a now-deceased company founder becomes upset when it is recommended the portfolio holdings in that company need to be diversified.
- C. A client who initially resists recommendations to diversify the portfolio later thanks the manager for explaining the benefits of diversification.
4. Abby Lane has investments scattered across many different accounts, from bank savings to before- and after-tax retirement accounts to taxable nonretirement accounts. She has multiple investing goals ranging from important short-term goals to longer-term “wish list” goals. She looks at her financial assets and views each holding as designed to meet specific goals. Lane has been very successful in her investment decisions for several decades and believes she can continue to achieve reasonable results. Lane *most likely* exhibits:
- A. framing bias.
 - B. mental accounting.
 - C. overconfidence bias.
5. Twenty years ago, Jane Ivy set up her initial asset allocation in her defined contribution plan by placing an equal amount in each asset class and never changed it. Over time, she increased her contribution by 1% per year until she reached the maximum amount allowed by law. Due to her steadfastness and good fortune, coupled with matching funds from her employer, she now finds herself in her early 40s with a million-dollar retirement account. Which of the following biases does Ivy *most likely* exhibit?
- A. Representativeness.
 - B. Status quo bias.
 - C. Availability bias.
6. The halo effect suggests that investors tend to overvalue stocks:
- A. from their own country or region.
 - B. with which the investors are most familiar.
 - C. that have experienced rapid growth and price appreciation.

KEY CONCEPTS

LOS 87.a

Cognitive errors result from the inability to analyze information or from basing decisions on partial information. Individuals try to process information and make rational decisions, but they may lack the capacity or sufficient information to do so. Cognitive errors can be divided into belief perseverance errors and processing errors.

Emotional biases are caused by the way individuals frame information and decisions, rather than the process used to analyze and interpret information. Emotional bias is more of a spontaneous reaction.

LOS 87.b

Cognitive Errors: Belief Perseverance

- Conservatism bias.
- Confirmation bias.
- Representativeness bias.
- Control bias.

- Hindsight bias.

Cognitive Errors: Information Processing

- Anchoring and adjustment.
- Mental accounting bias.
- Framing bias.
- Availability bias.

Emotional Biases

- Loss-aversion bias.
- Overconfidence bias.
- Self-control bias.
- Status quo bias.
- Endowment bias.
- Regret-aversion bias.

LOS 87.c

Many reported anomalies have been explained by inadequate specification of security risk, but some have attempted to explain the existence of persistent anomalies as the results of cognitive errors and emotional biases.

Behavioral finance has not explained bubbles and crashes, but some cognitive errors and emotional biases may be exhibited during bubbles and crashes.

ANSWER KEY FOR MODULE QUIZZES

Module Quiz 87.1, 87.2

1. **C** This describes the *endowment bias*, where individuals place a higher value on assets they own than if they did not own those same assets. The other two answer choices describe cognitive errors that are due to the inability to analyze all the information. (LOS 87.a, 87.b)
2. **B** Emotional biases tend to elicit more of a spontaneous reaction than cognitive errors. Making a decision based only on partial information is indicative of a cognitive error. Ignoring a high P/E ratio could be indicative of the conservatism bias, which is reacting slowly to new information or avoiding analyzing new information. It could also indicate confirmation bias, where the investor focuses on positive information and ignores negative information. Both conservatism and confirmation biases are cognitive errors. (LOS 87.a, 87.b)
3. **C** Individuals making cognitive errors are more likely to respond rationally when new information is provided. The client initially resists a rational recommendation but then reverses their thoughts when given more information.

There are rational reasons a CEO may want to hold a large block of her company's stock. Those include legal restrictions on sale or a desire to take concentrated risk in a situation where she has a lot of control. A rational decision is not an error. Alternatively, the "insists" could indicate an emotional bias. Neither interpretation suggests a cognitive error.

The spouse who becomes upset at a rational recommendation to diversify is likely showing an emotional bias. (LOS 87.a)

4. **B** Viewing each asset in light of meeting a specific goal is mental accounting. There was no indication of framing (the way data is provided overly affects the decision process). An investor with decades-long success who expects to produce reasonable results is acting rationally and is not necessarily overconfident. (LOS 87.b)
5. **B** Ivy is exhibiting *status quo bias*, where investors leave their asset allocation alone and don't change it according to changing market conditions or changes in their own circumstances. Her actions do not suggest representativeness (placing something in a category and assuming it will have the characteristics associated with that category) or availability (putting undue emphasis on information readily available or easily recalled). (LOS 87.b)
6. **C** The halo effect suggests investors will view a stock that has experienced rapid growth and price appreciation as a good stock to own, which may result in these stocks being overvalued. Home bias is the tendency for investors to favor stocks from their own country or region because they are more familiar with those stocks. (LOS 87.c)

¹ Colin Camerer, Linda Babcock, George Loewenstein, and Richard Thaler, "Labor Supply of New York City Cab Drivers: One Day at a Time," *Quarterly Journal of Economics* 112 (1997): 407-442.

² Amos Tversky and Daniel Kahneman, "The Framing of Decisions and the Rationality of Choice," Stanford University Department of Psychology, Defense Technical Information Center - Technical Report (1980).

³ Daniel Kahneman and Amos Tversky, "Prospect Theory: An Analysis of Decision Under Risk," *Econometrica* 47, no. 2 (1979): 263-91.

⁴ Richard H. Thaler and Cass R. Sunstein, *Nudge: Improving Decisions About Health, Wealth, and Happiness* (New York: Penguin Group, 2008).

READING 88

INTRODUCTION TO RISK MANAGEMENT

MODULE 88.1: INTRODUCTION TO RISK MANAGEMENT



Video covering this content is available online.

LOS 88.a: Define risk management.

The **risk management** process seeks to (1) identify the risk tolerance of the organization, (2) identify and measure the risks that the organization faces, and (3) modify and monitor these risks.

The process does not seek to minimize or eliminate all of these risks. The organization may increase its exposure to risks it decides to take because it is better able to manage and respond to them. The organization may decrease its exposure to risks that it is less well able to manage and respond to by making organizational changes, purchasing insurance, or entering into hedging transactions. Through these choices the firm aligns the risks it takes with its risk tolerances for these various types of risk.

Risk (uncertainty) is not something to be avoided by an organization or in an investment portfolio. Returns above the risk-free rate are earned by taking on risk. While returns for any period are not under the control of managers, the specific risks and overall level of risk the organization takes are under their control. We can think of risk management as determining organizational risks, determining the optimal bundle of risks for the organization, and implementing risk mitigation strategies to achieve that bundle of risks.

We describe the principles of risk management here in a framework that can be applied broadly, not only to firms or organizations in general, but also to the management of investment portfolios and financial firms, and even to individuals deciding how much risk and which specific risks they will take. Individuals follow a similar approach, selecting a bundle of risks that is optimal for maximizing their expected utility (rather than returns or profit).

LOS 88.b: Describe features of a risk management framework.

An overall **risk management framework** encompasses several activities, including:

- Establishing processes and policies for risk governance.
- Determining the organization's risk tolerance.
- Identifying and measuring existing risks.
- Managing and mitigating risks to achieve the optimal bundle of risks.
- Monitoring risk exposures over time.
- Communicating across the organization.
- Performing strategic risk analysis.

This framework is general, but all of these elements should be addressed in any comprehensive risk management framework. Only by understanding the risks the organization faces, and having the processes and procedures in place to effectively manage and monitor these risks, can an organization align its risk exposures to the goals of the organization.

LOS 88.c: Define risk governance and describe elements of effective risk governance.

Risk governance refers to senior management's determination of the risk tolerance of the organization, the elements of its optimal risk exposure strategy, and the framework for oversight of the risk management function. Risk governance seeks to manage risk in a way that supports the overall goals of the organization so it can achieve the best business outcome consistent with the organization's overall risk tolerance. Risk governance provides organization-wide guidance on the risks that should be pursued in an efficient manner, risks that should be subject to limits, and risks that should be reduced or avoided.

A risk management committee can provide a way for various parts of the organization to bring up issues of risk measurement, integration of risks, and the best ways to mitigate undesirable risks.

LOS 88.d: Explain how risk tolerance affects risk management.

Determining an organization's **risk tolerance** involves setting the overall risk exposure the organization will take by identifying the risks the firm can effectively take and the risks that the organization should reduce or avoid. Some of the factors that determine an organization's risk tolerance are its expertise in its lines of business, its skill at responding to negative outside events, its regulatory environment, and its financial strength and ability to withstand losses.

When analyzing risk tolerance, management should examine risks that may exist within the organization as well as those that may arise from outside. The various risks the firm is exposed to must each be considered and weighted against the expected benefits of bearing those risks and how these fit the overall goals of the organization.

LOS 88.e: Describe risk budgeting and its role in risk governance.

Risk budgeting is the process of allocating firm resources to assets (or investments) by considering their various risk characteristics and how they combine to meet the organization's risk tolerance. The goal is to allocate the overall amount of acceptable risk to the mix of assets or investments that have the greatest expected returns over time.

The risk budget may be a single metric, such as portfolio beta, value at risk, portfolio duration, or returns variance. A risk budget may be constructed based on categories of investments, such as domestic equities, domestic debt securities, international equities, and international debt securities. Another way to allocate a risk budget is to identify specific risk factors that comprise the overall risk of the portfolio or organization. In this case, specific risk factors that affect asset classes to varying degrees, such as interest rate risk, equity market risk, and foreign exchange rate risk, are estimated and aggregated to determine whether they match the overall risk tolerance of the organization.

LOS 88.f: Identify financial and non-financial sources of risk and describe how they may interact.

Financial risks are those that arise from exposure to financial markets. Examples are:

- **Credit risk.** This is the uncertainty about whether the counterparty to a transaction will fulfill its contractual obligations.
- **Liquidity risk.** This is the risk of loss when selling an asset at a time when market conditions make the sales price less than the underlying fair value of the asset.
- **Market risk.** This is the uncertainty about market prices of assets (stocks, commodities, and currencies) and interest rates.

Non-financial risks arise from the operations of the organization and from sources external to the organization. Examples are:

- **Operational risk.** This is the risk that human error, faulty organizational processes, inadequate security, or business interruptions will result in losses. An example of an operational risk is **cyber risk**, which refers to disruptions of an organization's information technology.
- **Solvency risk.** This is the risk that the organization will be unable to continue to operate because it has run out of cash.
- **Regulatory risk.** This is the risk that the regulatory environment will change, imposing costs on the firm or restricting its activities.
- **Governmental or political risk (including tax risk).** This is the risk that political actions outside a specific regulatory framework, such as increases in tax rates, will impose significant costs on an organization.
- **Legal risk.** This is the uncertainty about the organization's exposure to future legal action.

- **Model risk.** This is the risk that asset valuations based on the organization's analytical models are incorrect.
- **Tail risk.** This is the risk that extreme events (those in the tails of the distribution of outcomes) are more likely than the organization's analysis indicates, especially from incorrectly concluding that the distribution of outcomes is normal.
- **Accounting risk.** This is the risk that the organization's accounting policies and estimates are judged to be incorrect.

For individuals, risks, such as risk of death (**mortality risk**) prior to providing for their families' future needs and the risk of living longer than anticipated (**longevity risk**) so that assets run out, are very important in financial planning. Mortality risk is most often addressed with life insurance, and longevity risk can be reduced by purchasing a lifetime annuity. Risk of health care expenses is addressed with health insurance. Although the risks for an individual are in some ways different from those of organizations, the overall approach is the same, choosing which risks to bear (self-insure), which risks to prevent or avoid, and which risks to take in order to maximize the expected outcome in terms of personal utility or satisfaction.

The various risks an organization faces are not independent; they interact in many ways. Consider a firm with market risk that it reduces with option contracts. If markets decline significantly, the firm is owed a payment from the firm on the other side of the option trade, so now there is significant counterparty or credit risk. There also may be legal risks if the counterparty seeks to avoid the payment through loopholes in the contract. Credit losses and legal losses may result in greater liquidity risk as positions must be sold. Additional losses from selling in a declining or less liquid market may increase solvency risk because of the negative impact on the firm's cash position.

Interactions among risks must be considered because such interactions are many and frequent. They can be especially important during periods of stress in financial markets, when risk management is most important to the health and possibly the survival of the organization.

LOS 88.g: Describe methods for measuring and modifying risk exposures and factors to consider in choosing among the methods.

Measures of risk for specific asset types include standard deviation, beta, and duration.

- **Standard deviation** is a measure of the volatility of asset prices and interest rates. Standard deviation may not be the appropriate measure of risk for non-normal probability distributions, especially those with negative skew or positive excess kurtosis (fat tails).
- **Beta** measures the market risk of equity securities and portfolios of equity securities. This measure considers the risk reduction benefits of diversification and is appropriate for securities held in a well-diversified portfolio, whereas standard deviation is a measure of risk on a stand-alone basis.
- **Duration** is a measure of the price sensitivity of debt securities to changes in interest rates.

Derivatives risks (sometimes referred to as “the Greeks”) include:

- **Delta.** This is the sensitivity of derivatives values to the price of the underlying asset.
- **Gamma.** This is the sensitivity of delta to changes in the price of the underlying asset.
- **Vega.** This is the sensitivity of derivatives values to the volatility of the price of the underlying asset.
- **Rho.** This is the sensitivity of derivatives values to changes in the risk-free rate.

Tail risk is the uncertainty about the probability of extreme (negative) outcomes. Commonly used measures of tail risk (sometimes referred to as **downside risk**) include Value at Risk and Conditional VaR.

Value at risk (VaR) is the minimum loss over a period that will occur with a specific probability. Consider a bank that has a one-month VaR of \$1 million with a probability of 5%. That means that a one-month loss of at least \$1 million is expected to occur 5% of the time. Note that this is not the maximum one-month loss the bank will experience; it is the minimum loss that will occur 5% of the time. VaR does not provide a maximum loss for a period. VaR has become accepted as a risk measure for banks and is used in establishing minimum capital requirements.

There are various methods of calculating VaR, and both the inputs and models used will affect the calculated value, perhaps significantly. As is always the case with estimates of risk, incorrect inputs or inappropriate distribution assumptions will lead to misleading results. Given these limitations, VaR should be used in conjunction with other risk measures.

Conditional VaR (CVaR) is the expected value of a loss, *given* that the loss exceeds a minimum amount. Relating this to the VaR measure presented previously, the CVaR would be the expected loss, given that the loss was at least \$1 million. It is calculated as the probability-weighted average loss for all losses expected to be at least \$1 million. CVaR is similar to the measure of loss given default that is used in estimating risk for debt securities.

Subjective and Market-Based Estimates of Risk

Two methods of risk assessment that are used to supplement measures such as VaR and CVaR are stress testing and scenario analysis. **Stress testing** examines the effects of a specific (usually extreme) change in a key variable such as an interest rate or exchange rate. **Scenario analysis** refers to a similar what-if analysis of expected loss but incorporates changes in multiple inputs. A given scenario might combine an interest rate change with a significant change in oil prices or exchange rates.

Quantifying the risk to an organization of very infrequent events is quite difficult. The risk of the bankruptcy of a firm that has never experienced significant financial distress is often a subjective estimate rather than a data-driven estimate. Estimates of risk can also be based on the market prices of insurance, derivatives, or other securities that can be used to hedge those risks. These hedging costs provide information on market participants' aggregate estimate of the expected loss of specific risks.

Operational risks are difficult to quantify for a single organization because they are very difficult to predict and may result in very large costs to the organization. One way to approach this problem is to examine a large sample of firms in order to determine an overall probability of significant losses due to operational risks and the average loss of firms that have experienced such losses.

Unexpected changes in tax laws or the regulatory environment can impose large costs on an organization. The political nature of such changes makes them quite difficult to predict. Subjective estimates, rather than data-driven quantitative estimates, are necessary. As is often the case, even a subjective, non-quantitative estimate of risk probabilities and magnitudes is better than not addressing the risk factor at all.

Modifying Risk Exposures

Risk management does not seek to eliminate all risks. The goal is to retain the optimal mix of risks for the organization. This may mean taking on more of some risks, decreasing others, and eliminating some altogether. Once the risk management team has estimated various risks, management may decide to prevent or avoid a risk, accept a risk, transfer a risk, or shift a risk.

One way to avoid a risk is to not engage in the activity with the uncertain outcome. If political risks in a country are to be avoided, simply not investing in securities of firms based in that country or not expanding a business enterprise to that country would avoid those risks. A decision to avoid certain risks typically would come from top management as a part of establishing the risk tolerance of the organization and would be instituted because the risks are judged to outweigh the potential benefits of specific activities.

Some risks can be prevented. The risk of a data breach can be prevented with a greater level of security for the data and stronger processes. In this case, the benefits of reducing or eliminating the risk are judged to be greater than the cost of doing so.

For risks that management has decided to bear, the organization will seek to bear them efficiently. **Diversification** may offer a way to more efficiently bear a specific risk.

Sometimes the term **self-insurance** is used to describe a situation where an organization has decided to bear a risk. Note, however, that this simply means that it will bear any associated losses from this risk factor. It is possible that this represents inaction rather than the result of analysis and strategic decision-making. In some cases, the firm will establish a reserve account to cover losses as a way of mitigating the impact of losses on the organization.

For a risk an organization has decided not to bear, risk transfer or risk shifting can be employed. With a **risk transfer**, another party takes on the risk. Insurance is a type of risk transfer. The risk of fire destroying a warehouse complex is shifted to an insurance company by buying an insurance policy and paying the policy premiums. Insurance companies diversify across many risks so the premiums of some insured parties pay the losses of others. Ideally, the various risks the insurance company insures are not highly correlated, as that can reduce or eliminate any diversification benefits. An

insurance company with highly correlated risks (or a single very large risk) may itself shift some of the resulting risk by buying reinsurance from another company.

With a **surety bond**, an insurance company has agreed to make a payment if a third party fails to perform under the terms of a contract or agreement with the organization. For example, a company may be exposed to losses if a key supplier does not deliver on time, slowing a project and resulting in penalty payments by the company. Insurers also issue **fidelity bonds**, which will pay for losses that result from employee theft or misconduct. Managements that purchase insurance, surety bonds, or fidelity bonds have determined that the benefits of risk reduction are greater than the cost of the insurance.

Risk shifting is a way to change the distribution of possible outcomes and is accomplished primarily with derivative contracts. For example, financial firms that do not want to bear currency risk on some foreign currency denominated debt securities can use forward currency contracts, futures contracts, or swaps to reduce or eliminate that risk. A firm with a large position in a specific stock can buy put options that provide a minimum sale price for the securities, altering the distribution of possible outcomes (in this case providing a floor value for the securities). On the other hand, a firm could sell call options on a specific stock, altering the distribution of possible outcomes by giving up some of the upside potential of the stock but decreasing its downside risk by the amount of the premiums received from the sale of the call options.

Choosing Among Risk Modification Methods

Organizations may use multiple methods of risk modification to reduce a single risk. The criterion is always a comparison of the costs and benefits of risk modification. Some risks may be mitigated by diversification, some shifted by insurance where it is available and economical, some shifted through the use of derivatives, and some simply borne or self-insured. The end result is a risk profile that matches the risk tolerance established for the organization and includes the risks that top management has determined match the goals of the organization in terms of cost versus potential returns.



MODULE QUIZ 88.1

1. An investor has the *most* control over her portfolio's:
 - A. risk.
 - B. relative returns.
 - C. risk-adjusted returns.
2. A risk management framework *least likely* includes:
 - A. risk governance, risk mitigation, and strategic risk analysis.
 - B. identifying and measuring risks, risk policies and processes, and risk governance.
 - C. risk mitigation, tracking the organization's risk profile, and establishing position limits.
3. Risk governance should *most appropriately* be addressed within an organization at the:
 - A. enterprise level.

- B. business unit level.
C. individual employee level.
4. Effective risk management would *most likely* attempt to:
- A. maximize expected return for a given level of risk.
B. minimize risk for a given level of expected return.
C. reduce any significant risks the firm is exposed to.
5. Risk budgeting can *best* be described as:
- A. setting an annual limit on risk taken.
B. selecting assets by their risk characteristics.
C. establishing a maximum amount of risk to be taken.
6. Which of the following is *most appropriately* termed a financial risk?
- A. Credit risk.
B. Solvency risk.
C. Settlement risk.
7. Risk shifting is *most likely* achieved by:
- A. risk mitigation.
B. using derivative securities.
C. transferring risk to an insurance company.

KEY CONCEPTS

LOS 88.a

Risk management is the process of identifying and measuring the risks an organization (or portfolio manager or individual) faces, determining an acceptable level of overall risk (establishing risk tolerance), deciding which risks should be taken and which risks should be reduced or avoided, and putting the structure in place to maintain the bundle of risks that is expected to best achieve the goals of the organization.

LOS 88.b

An overall risk management framework should address the following activities:

- Identifying and measuring existing risks.
- Determining the organization's overall risk tolerance.
- Establishing the processes and policies for risk governance.
- Managing and mitigating risks to achieve the optimal bundle of risks.
- Monitoring risk exposures over time.
- Communicating across the organization.
- Performing strategic risk analysis.

LOS 88.c

Risk governance refers to senior management's determination of the risk tolerance of the organization, the elements of its optimal risk exposure strategy, and the framework for oversight of the risk management function.

LOS 88.d

The risk tolerance for an organization is the overall amount of risk it will take in pursuing its goals and is determined by top management.

LOS 88.e

Risk budgeting is the process of allocating the total risk the firm will take (risk tolerance) to assets or investments by considering the risk characteristics of each and how they can be combined to best meet the organization's goals. The budget can be a single risk measure or the sum of various risk factors.

LOS 88.f

Financial risks are those that arise from exposure to financial markets, including credit risk, liquidity risk, and market risk. Non-financial risks are the risks from the operation of the organization and from sources external to the organization. Individuals face mortality and longevity risk, in addition to financial risks.

Interactions among risks are frequent and can be especially significant during periods of stress in financial markets.

LOS 88.g

Risk of assets is measured by standard deviation, beta, or duration. Derivatives risk measures include delta, gamma, vega, and rho. Tail risk is measured with value at risk (VaR) or conditional VaR. Some risks must be measured subjectively.

An organization may decide to bear a risk (self-insurance), avoid or take steps to prevent a risk, efficiently manage a risk through diversification, transfer a risk with insurance or a surety bond, or shift a risk (change the distribution of uncertain outcomes) with derivatives.

Organizations may use multiple methods of risk modification after considering the costs and benefits of the various methods. The end result is a risk profile that matches the organization's risk tolerance and includes the risks that top management has determined match the organization's goals.

ANSWER KEY FOR MODULE QUIZZES

Module Quiz 88.1

- A** An investor can select securities to achieve a given level of portfolio risk. Returns cannot be controlled. (LOS 88.a)
- C** A risk management framework includes the procedures, analytical tools, and infrastructure to conduct the risk governance process. It includes all of the items listed with the exception of establishing position limits, which is an example of the operational implementation of a system of risk management. (LOS 88.b)
- A** Risk governance should be approached from an enterprise view, with senior management determining risk tolerance and a risk management strategy on an organization-wide level. (LOS 88.c)

4. **A** Risk management requires establishment of a risk tolerance (maximum acceptable level of risk) for the organization and will attempt to maximize expected returns for that level of risk. Some significant risks the firm is exposed to may be borne by the firm or even increased as a result of risk management. (LOS 88.d)
5. **B** Risk budgeting refers to selecting assets or securities by their risk characteristics up to the maximum allowable amount of risk. The maximum amount of risk to be taken is established through risk governance. (LOS 88.e)
6. **A** The main sources of financial risk are market risk, credit risk, and liquidity risk. Solvency risk and settlement risk are classified as non-financial risks. (LOS 88.f)
7. **B** Risk shifting changes the distribution of possible outcomes, typically through the use of derivative securities. Risk shifting is one technique for mitigating risk. Transferring risk to an insurance company is termed *risk transfer*. (LOS 88.g)

Topic Quiz: Portfolio Management

You have now finished the Portfolio Management topic section. Please log into your Schweser online dashboard and take the Topic Quiz on this section. The Topic Quiz provides immediate feedback on how effective your study has been for this material. Questions are more exam-like than typical Module Quiz or QBank questions; a score of less than 70% indicates that your study likely needs improvement. These tests are best taken timed; allow 1.5 minutes per question.

READING 89

ETHICS AND TRUST IN THE INVESTMENT PROFESSION

MODULE 89.1: ETHICS AND TRUST



Video covering this content is available online.

LOS 89.a: Explain ethics.

Ethics can be described as a set of shared beliefs about what is good or acceptable behavior and what is bad or unacceptable behavior. Ethical conduct has been described as behavior that follows moral principles and is consistent with society's ethical expectations.

Ethical conduct has also been described as conduct that improves outcomes for **stakeholders**, who are people directly or indirectly affected by the conduct. Examples of stakeholders in the case of investment professionals include their clients, coworkers, employers, and the investment profession as a whole. Some decisions may bring positive results for you, but negative consequences for a stakeholder, such as a coworker. Ethical conduct is behavior that balances your self-interest with the impact on others.

LOS 89.b: Describe the role of a code of ethics in defining a profession.

A **code of ethics** is a written set of moral principles that can guide behavior by describing what is considered acceptable behavior. Having a code of ethics is a way to communicate the values, principles, and expectations of an organization or other group of people and provides a general guide to what constitutes acceptable behavior. Some codes of ethics include a set of rules or standards that require some minimum level of ethical behavior.

A **profession** refers to a group of people with specialized skills and knowledge who serve others and agree to behave in accordance with a code of ethics. A professional code of ethics is a way for a profession to communicate to the public that its members will use their knowledge and skills to serve their clients in an honest and ethical manner.

LOS 89.c: Describe professions and how they establish trust.

A **profession** is an occupational group (e.g., doctors or lawyers) that has requirements of specialized expert knowledge, and often a focus on ethical behavior and service to the larger community or society. Additionally, a profession may have the following characteristics:

- A code and standards for professional behavior.
- A regulatory body to enforce rules concerning professional behavior and monitor the ethical behavior of members.
- A focus on the needs of their clients (e.g., students, patients).
- A focus on service to society.
- A requirement to put client interests first.
- A focus on or requirement for continuing education.

Ways that professions establish trust include:

- Requiring high standards of expertise, knowledge, and skill.
- Establishing standards of ethical behavior.
- Monitoring professional conduct.
- Encouraging continuing education to maintain and increase competence.
- Being focused on clients' needs.
- Mentoring and inspiring others in the profession.

LOS 89.d: Describe the need for high ethical standards in investment management.

Investment professionals have a special responsibility because they are entrusted with their clients' wealth. The responsibility to use their specialized knowledge and skills to both protect and grow client assets makes high ethical standards all the more important. Investment advice and management are intangible products, making quality and value received more difficult to evaluate than for tangible products such as a laptop computer or a restaurant meal. For this reason, trust in investment professionals takes on an even greater importance than in many other businesses.

Failure to act in a highly ethical manner can damage not only client wealth but also impede the success of investment firms and investment professionals because potential investors will be less likely to use their services.

Unethical behavior by financial services professionals can have negative effects for society as a whole. The financial services industry serves as an intermediary between savers and those seeking financing for their business activities. A lack of trust in financial advisors will reduce the funds entrusted to them and increase the cost of raising capital for business investment and growth. When investors cannot rely on the information they receive from financial services professionals, this adds another layer of risk on top of the investment risks that investors face. Even the perception of

additional risk will reduce the amounts invested and increase the returns required to attract investor capital.

In addition to reducing the amount of investment overall, unethical behavior—such as providing incomplete, misleading, or false information to investors—can affect the allocation of the capital that is raised. Misallocation of capital to businesses other than those with the most potential for growth and societal benefit reduces the growth of an economy and the well-being of its people. When the allocation of investment capital is constrained or inefficient, the negative consequences extend to all the participants in an economy.

LOS 89.e: Explain professionalism in investment management.

Because clients of investment professionals rely on their expertise, judgment, and ethical principles, many of the characteristics of a profession we have described apply.

Ethical principles are of great importance because clients often do not have significant knowledge about financial securities, fee structures, or sources of potential bias in investment recommendations. Currently, some financial professionals are held to a **suitability standard**, while others are held to a **fiduciary standard**. *Suitability* refers to the match between client return requirements and risk tolerances and the characteristics of the securities recommended. A fiduciary standard is stronger, requiring professionals to use their knowledge and expertise to act in the best interests of the client.

LOS 89.f: Identify challenges to ethical behavior.

One challenge to ethical behavior is that individuals tend to overrate the ethical quality of their behavior on a relative basis and overemphasize the importance of their own personal traits in determining the ethical quality of their behavior.

It is claimed that external or **situational influences** are a more important determinant of the ethical quality of behavior than internal (personal) traits that influence behavior. One situational influence is social pressure from others. Loyalty to an employer, supervisor, organization, or coworkers can cause individuals to act in unethical ways as they place more importance on their self-interest and short-term results than on longer-term results and the ethical quality of their decisions and behavior. The prospect of acquiring more money or greater prestige can cause individuals to engage in unethical behavior.

Firms with strict rules-based compliance procedures run the risk of fostering a culture that is so focused on adhering to compliance rules that individuals only ask themselves what they *can* do. The question of what behavior they *should* engage in, based on ethical principles and longer-term results, is often not addressed in such situations.

LOS 89.g: Compare and contrast ethical standards with legal standards.

Not all unethical actions are illegal, and not all illegal actions are unethical. In some places it may be illegal to report one's employer's actions against the best interests of clients by sharing what is considered private company information with authorities, but doing so may be considered ethical "whistle-blowing" behavior by some. Acts of civil disobedience that are illegal are also considered by many to be ethical behavior. On the other hand, recommending investment in a relative's firm without disclosure may not be illegal, but would be considered unethical by many.

Ethical principles often set a higher standard of behavior than laws and regulations. New laws and regulations often result from recent instances of what is perceived to be unethical behavior. Just as the Securities Act of 1933, the Glass-Steagall Act, and the Securities Exchange Act of 1934 followed the perceived bad behavior by investment professionals and bankers leading to the 1929 market crash, the Sarbanes-Oxley laws followed the accounting scandals at Enron and Worldcom, and the Dodd-Frank Act followed the 2008 financial crisis. New laws and regulations can create opportunities for different unethical behavior. In general, ethical decisions require more judgment and consideration of the impact of behavior on many stakeholders compared to legal decisions.

LOS 89.h: Describe a framework for ethical decision making.

Ethical decisions will be improved when ethics are integrated into a firm's decision-making process. This will allow decision makers and teams to consider alternative actions as well as shorter- and longer-term consequences from various perspectives, improving the ethical aspects of their decisions. To do this it is first necessary that the firm adopt a code of ethics to guide the process.

Such integration provides an opportunity to teach, practice, and reinforce ethical decision-making. This is an important part of developing an ethical culture. The support of senior management for integrating ethics into the decision-making process is also very important in developing a culture and processes that will result in ethical decision-making.

Using a framework for ethical decision-making helps individuals identify the important issues involved, examine these issues from multiple perspectives, develop the necessary judgment and decision-making skills required, and avoid unanticipated ethical consequences.

The following ethical decision-making framework is presented in the Level I CFA curriculum:¹

- Identify: Relevant facts, stakeholders and duties owed, ethical principles, conflicts of interest.
- Consider: Situational influences, additional guidance, alternative actions.
- Decide and act.
- Reflect: Was the outcome as anticipated? Why or why not?

In the first step, decision makers need to identify the facts they have to work with, and the facts they would like to have, before making a decision. Stakeholders—those affected by the decision—must be identified. These stakeholders may include the employer, clients, coworkers, self, family, and others in the industry, and the duties to each stakeholder should be identified. This part of the process will also help in explicitly identifying potential conflicts of interest among the various stakeholders. At this point the decision makers should be able to identify the ethical principles involved in the decision, although greater clarity about those may also be gained throughout the process.

In the second step, the framework suggests situational factors that may influence decision makers should be identified and considered along with any personal biases that may come into play. At this point, decision makers may seek outside guidance which can come from a mentor, colleagues, or friends who have shown good judgment in the past. Guidance may also be sought from the firm's legal and compliance departments. This guidance from alternative sources will help to provide a variety of perspectives from which the decision under consideration can be viewed, as well as help in developing alternatives that should be considered. Finally, the alternative actions that have been identified are all considered, taking into account both the short-term and long-term effects of each alternative action and any potential but unanticipated ethical implications.

In the final step, decision makers should evaluate the outcomes of the actions that were taken. In particular, they should consider whether the decisions had their intended results and whether appropriate consideration was given to ethical principles, situational influences, and duties to clients and other stakeholders.



MODULE QUIZ 89.1

1. Professional standards of practice:
 - A. are a personal view of acceptable behavior.
 - B. encompass current “best practices.”
 - C. specify a minimum level of acceptable conduct.
2. A professional code of conduct:
 - A. can increase public trust in the profession.
 - B. guarantees that members will adhere to a minimum level of ethical conduct.
 - C. includes standards that provide guidance for specific behaviors.
3. Situational factors that influence ethical behavior are *least likely* to include:
 - A. social pressure.
 - B. large financial rewards.
 - C. a lack of ethical principles.
4. Compared to complying with laws and regulations, complying with a code of ethics:
 - A. is considered a lower standard.
 - B. often involves more judgment.
 - C. includes compliance with all laws and regulations.
5. Employing a framework for decision-making that includes the ethical aspects of the decision is *most likely* to:
 - A. lead to higher profits.
 - B. avoid any unintended ethical consequences of decisions.

C. balance the interests of various stakeholders.

KEY CONCEPTS

LOS 89.a

Ethical behavior is that which conforms to a set of rules and moral principles based on shared beliefs about what behavior is acceptable and what behavior is unacceptable.

LOS 89.b

A professional code of ethics is a way for a profession to communicate to the public that its members will use their knowledge and skills to serve their clients in an honest and ethical manner, and can increase public confidence and trust that members will act ethically.

LOS 89.c

A profession is an occupational group that has requirements of specialized expert knowledge. Professions establish trust by requiring high standards of expertise, setting standards for ethical behavior, and monitoring professional conduct.

LOS 89.d

Investment professionals have a special responsibility to use their specialized knowledge and skills to both protect and grow client assets. The fact that investment management is an intangible product makes high ethical standards all the more important in the financial services profession.

LOS 89.e

Some financial professionals are held to a suitability standard, while others are held to a fiduciary standard. Suitability refers to the match between client return requirements and risk tolerances and the characteristics of the securities recommended. A fiduciary standard requires professionals to act in the best interests of the client.

LOS 89.f

Challenges to ethical behavior include overestimating one's own ethical character, considering only near-term consequences and not longer-term consequences of behavior, and letting situational (external) influences, such as peer pressure, unduly affect one's decisions and behavior.

LOS 89.g

Not all unethical actions are illegal, and not all illegal actions are unethical. Laws are more specific than ethical principles and often address prior unethical behavior. Ethical behavior requires more judgment; acts such as civil disobedience may be considered ethical even when they are illegal.

LOS 89.h

A framework for ethical decision-making is designed to lead to better decisions by identifying the stakeholders affected and the conflicts of interest among them,

considering alternative actions and the relevant situational influences on decision makers, seeking out different perspectives, and evaluating decisions to see if they had unintended consequences.

ANSWER KEY FOR MODULE QUIZZES

Module Quiz 89.1

1. **C** Professional standards of practice specify a minimum level of acceptable conduct for a group or organization, whereas “best practices” are suggested behavior, not a minimum acceptable level. (LOS 89.b)
2. **A** A professional code of conduct communicates to the public that members have promised to uphold a minimum level of ethical conduct when acting for clients. This is no guarantee that all members will follow the code at all times. A code of conduct may include specific standards of behavior or only state principles of conduct without specific standards or guidance. (LOS 89.b)
3. **C** Situational factors are those external to the decision makers, such as financial rewards and desire to please coworkers or others. Researchers have found that external factors are often more likely than a lack of personal ethics to lead to poor ethical decisions. (LOS 89.f)
4. **B** A code of ethics is considered a higher standard of behavior as it goes beyond simply legality of behavior. Compliance with the ethical principles of a code of ethics often requires judgment in balancing the interests of various stakeholders and consideration of short-term effects with longer-term effects of decisions. Some behavior that is illegal, such as civil disobedience or “whistle-blowing,” is considered to be ethical behavior by many. (LOS 89.g)
5. **C** A decision-making framework that includes the ethical aspects of the decision should consider the conflicts among the interests of various stakeholders so that decision makers can use the company’s stated ethical principles and their judgment to balance these interests in an ethical manner. Profit maximization, at least in the short term, does not necessarily follow from sound ethical judgment. While integrating ethics into the decision-making process can consider and reduce unintended ethical consequences of a decision, avoiding them altogether can never be assured. (LOS 89.h)

¹ “Ethics and Trust in the Investment Profession,” Bidhan L Parmar, PhD, Dorothy C. Kelly, CFA, and David B. Stevens, CFA, in CFA Program Level I Curriculum.

READING 90

CODE OF ETHICS AND STANDARDS OF PROFESSIONAL CONDUCT

MODULE 90.1: CODE AND STANDARDS



Video covering this content is available online.

LOS 90.a: Describe the structure of the CFA Institute Professional Conduct Program and the process for the enforcement of the Code and Standards.

The CFA Institute Professional Conduct Program is covered by the CFA Institute Bylaws and the Rules of Procedure for Proceedings Related to Professional Conduct. The Program is based on the principles of fairness of the process to members and candidates and maintaining the confidentiality of the proceedings. The CFA Institute Board of Governors has overall responsibility for the Professional Conduct Program and its Disciplinary Review Committee is responsible for enforcing of the Code and Standards.

The CFA Institute Professional Conduct staff conducts inquiries related to professional conduct. Several circumstances can prompt such an inquiry:

1. Self-disclosure by members or candidates on their annual Professional Conduct Statements of involvement in civil litigation or a criminal investigation, or that the member or candidate is the subject of a written complaint.
2. Written complaints about a member or candidate's professional conduct that are received by the Professional Conduct staff.
3. Evidence of misconduct by a member or candidate that the Professional Conduct staff received through public sources, such as a media article or broadcast.
4. A report by a CFA exam proctor of a possible violation during the examination.
5. Analysis of exam materials and monitoring of social media by CFA Institute.

Once an inquiry has begun, the Professional Conduct staff may request (in writing) an explanation from the subject member or candidate and may: (1) interview the subject member or candidate, (2) interview the complainant or other third parties, and/or (3) collect documents and records relevant to the investigation.

The Professional Conduct staff may decide: (1) that no disciplinary sanctions are appropriate, (2) to issue a cautionary letter, or (3) to discipline the member or candidate. In a case where the Professional Conduct staff finds a violation has occurred

and proposes a disciplinary sanction, the member or candidate may accept or reject the sanction. If the member or candidate chooses to reject the sanction, the matter will be referred to a disciplinary review panel of CFA Institute members for a hearing. Sanctions imposed may include condemnation by the member's peers or suspension of candidate's continued participation in the CFA Program.

LOS 90.b: Identify the six components of the Code of Ethics and the seven Standards of Professional Conduct.

Code of Ethics

Members of CFA Institute [including Chartered Financial Analyst® (CFA®) charterholders] and candidates for the CFA designation ("Members and Candidates") must:¹

- Act with integrity, competence, diligence, respect, and in an ethical manner with the public, clients, prospective clients, employers, employees, colleagues in the investment profession, and other participants in the global capital markets.
- Place the integrity of the investment profession and the interests of clients above their own personal interests.
- Use reasonable care and exercise independent professional judgment when conducting investment analysis, making investment recommendations, taking investment actions, and engaging in other professional activities.
- Practice and encourage others to practice in a professional and ethical manner that will reflect credit on themselves and the profession.
- Promote the integrity and viability of the global capital markets for the ultimate benefit of society.
- Maintain and improve their professional competence and strive to maintain and improve the competence of other investment professionals.

The Standards of Professional Conduct

- I. Professionalism
- II. Integrity of Capital Markets
- III. Duties to Clients
- IV. Duties to Employers
- V. Investment Analysis, Recommendations, and Actions
- VI. Conflicts of Interest
- VII. Responsibilities as a CFA Institute Member or CFA Candidate

LOS 90.c: Explain the ethical responsibilities required by the Code and Standards, including the sub-sections of each Standard.

Standards of Professional Conduct²

I. PROFESSIONALISM

- A. Knowledge of the Law.** Members and Candidates must understand and comply with all applicable laws, rules, and regulations (including the CFA Institute *Code of Ethics and Standards of Professional Conduct*) of any government, regulatory organization, licensing agency, or professional association governing their professional activities. In the event of conflict, Members and Candidates must comply with the more strict law, rule, or regulation. Members and Candidates must not knowingly participate or assist in any violation of laws, rules, or regulations and must dissociate themselves from any such violation.
- B. Independence and Objectivity.** Members and Candidates must use reasonable care and judgment to achieve and maintain independence and objectivity in their professional activities. Members and Candidates must not offer, solicit, or accept any gift, benefit, compensation, or consideration that reasonably could be expected to compromise their own or another's independence and objectivity.
- C. Misrepresentation.** Members and Candidates must not knowingly make any misrepresentations relating to investment analysis, recommendations, actions, or other professional activities.
- D. Misconduct.** Members and Candidates must not engage in any professional conduct involving dishonesty, fraud, or deceit or commit any act that reflects adversely on their professional reputation, integrity, or competence.
- E. Competence.** Members and Candidates must act with and maintain the competence necessary to fulfill their professional responsibilities.

II. INTEGRITY OF CAPITAL MARKETS

- A. Material Nonpublic Information.** Members and Candidates who possess material nonpublic information that could affect the value of an investment must not act or cause others to act on the information.
- B. Market Manipulation.** Members and Candidates must not engage in practices that distort prices or artificially inflate trading volume with the intent to mislead market participants.

III. DUTIES TO CLIENTS

- A. Loyalty, Prudence, and Care.** Members and Candidates have a duty of loyalty to their clients and must act with reasonable care and exercise prudent judgment. Members and Candidates must act for the benefit of their clients and place their clients' interests before their employer's or their own interests.
- B. Fair Dealing.** Members and Candidates must deal fairly and objectively with all clients when providing investment analysis, making investment recommendations, taking investment action, or engaging in other professional activities.
- C. Suitability.**
 - 1. When Members and Candidates are in an advisory relationship with a client, they must:
 - a. Make a reasonable inquiry into a client's or prospective clients' investment experience, risk and return objectives, and financial constraints prior to making any investment

recommendation or taking investment action and must reassess and update this information regularly.

b. Determine that an investment is suitable to the client's financial situation and consistent with the client's written objectives, mandates, and constraints before making an investment recommendation or taking investment action.

c. Judge the suitability of investments in the context of the client's total portfolio.

2. When Members and Candidates are responsible for managing a portfolio to a specific mandate, strategy, or style, they must make only investment recommendations or take only investment actions that are consistent with the stated objectives and constraints of the portfolio.

D. Performance Presentation. When communicating investment performance information, Members or Candidates must make reasonable efforts to ensure that it is fair, accurate, and complete.

E. Preservation of Confidentiality. Members and Candidates must keep information about current, former, and prospective clients confidential unless:

1. The information concerns illegal activities on the part of the client or prospective client,
2. Disclosure is required by law, or
3. The client or prospective client permits disclosure of the information.

IV. DUTIES TO EMPLOYERS

A. Loyalty. In matters related to their employment, Members and Candidates must act for the benefit of their employer and not deprive their employer of the advantage of their skills and abilities, divulge confidential information, or otherwise cause harm to their employer.

B. Additional Compensation Arrangements. Members and Candidates must not accept gifts, benefits, compensation, or consideration that competes with or might reasonably be expected to create a conflict of interest with their employer's interest unless they obtain written consent from all parties involved.

C. Responsibilities of Supervisors. Members and Candidates must make reasonable efforts to ensure that anyone subject to their supervision or authority complies with applicable laws, rules, regulations, and the Code and Standards.

V. INVESTMENT ANALYSIS, RECOMMENDATIONS, AND ACTIONS

A. Diligence and Reasonable Basis. Members and Candidates must:

1. Exercise diligence, independence, and thoroughness in analyzing investments, making investment recommendations, and taking investment actions.
2. Have a reasonable and adequate basis, supported by appropriate research and investigation, for any investment analysis, recommendation, or action.

B. Communication with Clients and Prospective Clients. Members and Candidates must:

1. Disclose to clients and prospective clients the nature of the services provided, along with information about the costs to the client associated with those services.
2. Disclose to clients and prospective clients the basic format and general principles of the investment processes they use to analyze investments, select securities, and construct portfolios and must promptly disclose any changes that might materially affect those processes.
3. Disclose to clients and prospective clients significant limitations and risks associated with the investment process.

4. Use reasonable judgment in identifying which factors are important to their investment analyses, recommendations, or actions and include those factors in communications with clients and prospective clients.
5. Distinguish between fact and opinion in the presentation of investment analysis and recommendations.

C. Record Retention. Members and Candidates must develop and maintain appropriate records to support their investment analysis, recommendations, actions, and other investment-related communications with clients and prospective clients.

VI. CONFLICTS OF INTEREST

- A. Avoid or Disclose Conflicts.** Members and Candidates must avoid or make full and fair disclosure of all matters that could reasonably be expected to impair their independence and objectivity or interfere with respective duties to their clients, prospective clients, and employer. Members and Candidates must ensure that such disclosures are prominent, are delivered in plain language, and communicate the relevant information effectively.
- B. Priority of Transactions.** Investment transactions for clients and employers must have priority over investment transactions in which a Member or Candidate is the beneficial owner.
- C. Referral Fees.** Members and Candidates must disclose to their employer, clients, and prospective clients, as appropriate, any compensation, consideration, or benefit received by, or paid to, others for the recommendation of products or services.

VII. RESPONSIBILITIES AS A CFA INSTITUTE MEMBER OR CFA CANDIDATE

- A. Conduct as Participants in CFA Institute Programs.** Members and Candidates must not engage in any conduct that compromises the reputation or integrity of CFA Institute or the CFA designation or the integrity, validity, or security of CFA Institute programs.
- B. Reference to CFA Institute, the CFA Designation, and the CFA Program.** When referring to CFA Institute, CFA Institute membership, the CFA designation, or candidacy in the CFA Program, Members and Candidates must not misrepresent or exaggerate the meaning or implications of membership in CFA Institute, holding the CFA designation, or candidacy in the CFA Program.



MODULE QUIZ 90.1

1. In the case of a complaint about a member's professional conduct, CFA Institute Professional Conduct Program staff are *least likely* to:
 - A. review documents and records related to the complaint.
 - B. request an interview with the member or with the party making the complaint.
 - C. suspend the member's right to use the CFA designation while an investigation is in progress.
2. Which of the following requirements for members and candidates is one of the six components of the Code of Ethics?
 - A. Maintain and improve their professional competence.
 - B. Do not act or cause others to act on material nonpublic information.
 - C. Distinguish between fact and opinion when presenting investment analysis.
3. If a member or candidate is offered an additional compensation arrangement by a client, which of the seven Standards of Professional Conduct states the requirements the member or candidate must follow?
 - A. Duties to Clients.
 - B. Conflicts of Interest.

ANSWER KEY FOR MODULE QUIZZES

Module Quiz 90.1

- 1. C** The process for enforcing the Code and Standards does not include suspending a member or candidate while an inquiry is in progress. If CFA Institute Professional Conduct staff receive information that prompts an inquiry, the staff may request information from the member or candidate, interview parties who initiated a complaint, or review relevant records and documents. (LOS 90.a)
- 2. A** One of the six components of the Code of Ethics requires members and candidates to “maintain and improve their professional competence and strive to maintain and improve the competence of other investment professionals.” The other two answer choices are required by the Standards of Professional Conduct but are not components of the Code of Ethics. (LOS 90.b)
- 3. C** The standard related to additional compensation arrangements is a subsection of Standard IV Duties to Employers. (LOS 90.c)

¹ Copyright 2024, CFA Institute. Reproduced and republished from “The Code of Ethics,” from *Standards of Practice Handbook, 12th Ed., 2024*, with permission from CFA Institute. All rights reserved.

² Ibid.

READING 91

GUIDANCE FOR STANDARDS I–VII

MODULE 91.1: GUIDANCE FOR STANDARDS I(A) AND I(B)



Video covering this content is available online.

LOS 91.a: Demonstrate the application of the Code of Ethics and Standards of Professional Conduct to situations involving issues of professional integrity.

LOS 91.b: Recommend practices and procedures designed to prevent violations of the Code of Ethics and Standards of Professional Conduct.

LOS 91.c: Identify conduct that conforms to the Code and Standards and conduct that violates the Code and Standards.

The Standards of Professional Conduct comprise seven Standards (I–VII) and a total of 23 subsections. These Standards and their application are described in the *Standards of Practice Handbook, 12th Edition, 2024*, published by CFA Institute.

The *Standards of Practice Handbook* is included in its entirety in the CFA curriculum. You can also download a PDF of the *Standards of Practice Handbook* at the website for CFA Institute, www.cfainstitute.org. A third alternative is to purchase the *Standards of Practice Handbook* through Amazon (make sure you get the 12th edition).



PROFESSOR'S NOTE

You should carefully read the *Standards of Practice Handbook* multiple times in preparation for your Level I exam (yes, the entire book, including all examples). Fifteen to twenty percent of your exam questions will be based on this book and the short learning module concerning Global Investment Performance Standards (GIPS). Given that much of this material must simply be memorized, we suggest that your final reading of the *Standards of Practice Handbook* be on the day before your exam. You probably do not need to read all the examples that day, but if you highlighted some points during an earlier reading, you can revisit those as you go through all the Standards, the guidance, and the recommended best practices.

In our summary of the Standards of Practice, we focus on describing three things: (1) actions that clearly violate the subsection, (2) the behaviors that each subsection is intended to either encourage or discourage, and (3) recommended best practices for members and their firms.

In many cases the actions that members and candidates must not take are explained using terms open to interpretation, such as “reasonable,” “adequate,” and “token.”

Some examples from the Standards themselves are:

- ...use reasonable care and judgment to achieve...
- ...accept any gift, that reasonably could be expected to compromise...
- ...act with reasonable care and exercise prudent judgment...
- ...deal fairly and objectively with all clients...
- ...make a reasonable inquiry into...
- ...make reasonable efforts to ensure...
- ...might reasonably be expected to create a conflict of interest with...
- ...Have a reasonable and adequate basis...
- ...Use reasonable judgment in...
- ...matters that could be reasonably expected to impair...

The requirement of the LOS is that you know what constitutes a violation, not that you draw a distinction between what is “reasonable” and what is not in a given situation. We believe the exam writers take this into account and that if they intend, for example, to test whether a recommendation has been given without reasonable care and judgment, it will likely be clear either that the care and judgment exhibited by the analyst did not rise to the level of “reasonable,” or that it did.

No monetary value for a “token” gift is given in the Standards, although it is recommended that a firm establish such a monetary value for its employees. Here, again, the correct answer to a question will not likely hinge on candidate’s determination of what is a token gift and what is not. Questions should be clear in this regard. A business dinner is likely a token gift, but a week at a condominium in Aspen or tickets to the Super Bowl are likely not. Always look for clues in the questions that lead you to the question-writer’s preferred answer choice, such as “lavish” entertainment and “luxury” accommodations.

Next, we present a summary of each subsection of the Standards of Professional Conduct. For each one, we first detail actions that violate the Standard and then list actions and behaviors that are recommended within the Standards. We suggest you learn the violations especially well so you understand that the other items are recommended. For the exam, it is not necessary to memorize the Standard number and subsection letter. Knowing that an action violates, for example, Professionalism, rather than Duties to Employers or Duties to Clients, should be sufficient in this regard. Note that some actions may violate more than one Standard.

One way to write questions for this material is to offer a reason that might make one believe a Standard does not apply in a particular situation. In most, if not all, cases the “reason” does not change the requirement of the Standard. If you are prohibited from some action, the motivations for the action or other circumstances simply do not

matter. If the Standard says it's a violation, it's a violation. An exception is when intent is key to the Standard, such as intending to mislead clients or market participants in general.

STANDARD I: PROFESSIONALISM¹

Standard I(A) Knowledge of the Law

Members and Candidates must understand and comply with all applicable laws, rules, and regulations (including the CFA Institute Code of Ethics and Standards of Professional Conduct) of any government, regulatory organization, licensing agency, or professional association governing their professional activities. In the event of conflict, Members and Candidates must comply with the more strict law, rule, or regulation. Members and Candidates must not knowingly participate or assist in and must dissociate from any violation of such laws, rules, or regulations.

The Standards begin with a straightforward statement: Don't violate any laws, rules, or regulations that apply to your professional activities. This includes the Code and Standards, so any violation of the Code and Standards will also violate this subsection.

A member may be governed by different rules and regulations among the Standards, the country in which the member resides, and the country where the member is doing business. Follow the most strict of these, or, put another way, do not violate any of the three sets of rules and regulations.

If you know that violations of applicable rules or laws are taking place, either by coworkers or clients, CFA Institute strongly encourages members and candidates to report potential violations.² One way to do so is to approach your supervisor or compliance department to remedy the situation. If they will not or cannot, then you must dissociate from the activity (e.g., not working with a trading group you know is not allocating client trades properly according to the Standard on Fair Dealing, or not using marketing materials that you know or should know are misleading or erroneous). If this cannot be accomplished, you may, in an extreme case, have to resign from the firm to be in compliance with this Standard.

Recommendations for Members

- Establish, or encourage employer to establish, procedures to keep employees informed of changes in relevant laws, rules, and regulations.
- Review, or encourage employer to review, the firm's written compliance procedures on a regular basis.
- Maintain, or encourage employer to maintain, copies of current laws, rules, and regulations.
- When in doubt about legality, consult supervisor, compliance personnel, or a lawyer.
- When dissociating from violations, keep records documenting the violations, encourage employer to bring an end to the violations.
- There is no requirement in the Standards to report wrongdoers, but local law may require it; members are "strongly encouraged" to report violations to CFA Institute Professional Conduct Program.

Recommendations for Firms

- Have a code of ethics.
- Provide employees with information on laws, rules, and regulations governing professional activities.
- Have procedures for reporting suspected violations.

Standard I(B) Independence and Objectivity

Members and Candidates must use reasonable care and judgment to achieve and maintain independence and objectivity in their professional activities. Members and Candidates must not offer, solicit, or accept any gift, benefit, compensation, or consideration that reasonably could be expected to compromise their own or another's independence and objectivity.

Analysts may face pressure or receive inducements to give a security a specific rating, to select certain outside managers or vendors, or to produce favorable or unfavorable research and conclusions. Members who allow their investment recommendations or analysis to be influenced by such pressure or inducements will have violated the requirement to use reasonable care and to maintain independence and objectivity in their professional activities. Allocating shares in oversubscribed IPOs to personal accounts is a violation.

Normal business entertainment is permitted. Members who accept, solicit, or offer things of value that could be expected to influence the member's or others' independence or objectivity are violating the Standard. Gifts from clients are considered less likely to compromise independence and objectivity than gifts from other parties. Client gifts must be disclosed to the member's employer prior to acceptance, if possible, but after acceptance, if not.

Members may prepare reports paid for by the subject firm if compensation is a flat rate not tied to the conclusions of the report (and if the fact that the research is issuer-paid is disclosed). Accepting compensation that is dependent on the conclusions, recommendations, or market impact of the report, and failure to disclose that research is issuer-paid, are violations of this Standard.

Recommendations for Members

Members or their firms should pay for their own travel to company events or tours when practicable and limit use of corporate aircraft to trips for which commercial travel is not an alternative.

Recommendations for Firms

- Restrict employee participation in IPOs and private placements; require pre-approval for participation.
- Appoint a compliance officer, have written policies on independence and objectivity and clear procedures for reporting violations.
- Limit gifts, other than from clients, to token items only.

MODULE 91.2: GUIDANCE FOR STANDARDS I(C), I(D), AND I(E)

Standard I(C) Misrepresentation



Video covering this content is available online.

Members and Candidates must not knowingly make any misrepresentations relating to investment analysis, recommendations, actions, or other professional activities.

Misrepresentation includes knowingly misleading investors, omitting relevant information, presenting selective data to mislead investors, and plagiarism. Plagiarism is using reports, forecasts, models, ideas, charts, graphs, or spreadsheets created by others without crediting the source. Crediting the source is not required when using projections, statistics, and tables from recognized financial and statistical reporting services. When using models developed or research done by other members of the firm, it is permitted to omit the names of those who are no longer with the firm as long as the member does not represent work previously done by others as his alone.

Actions that would violate the Standard include:

- Presenting third-party research as your own, without attribution to the source.
- Guaranteeing a specific return on securities that do not have an explicit guarantee from a government body or financial institution.
- Selecting a valuation service because it puts the highest value on untraded security holdings.
- Selecting a performance benchmark that is not comparable to the investment strategy employed.
- Presenting performance data or attribution analysis that omits accounts or relevant variables.
- Offering false or misleading information about the analyst's or firm's capabilities, expertise, or experience.
- Using marketing materials from a third party (outside advisor) that are misleading.

Recommendations for Members

- Prepare a summary of experience, qualifications, and services a member is able to perform.
- Encourage employers to develop procedures for verifying marketing materials provided by third parties concerning their capabilities, products, and services.
- Cite the source of any summaries of materials provided by others.
- Keep copies of all reports, articles, or other materials used in the preparation of research reports.
- Provide a list, in writing, of the firm's available services and qualifications.
- Periodically review documents and communications of members for any misrepresentation of employee or firm qualifications and capabilities.

Standard I(D) Misconduct

Members and Candidates must not engage in any professional conduct involving dishonesty, fraud, or deceit or commit any act that reflects adversely on their professional reputation, integrity, or competence.

The first part here regarding professional conduct is clear: no dishonesty, fraud, or deceit. The second part, while it applies to all conduct by the member, specifically requires that the act, “reflects adversely on their professional reputation, integrity, or competence.” The guidance states, in fact, that members must not try to use enforcement of this Standard against another member to settle personal, political, or other disputes that are not related to professional ethics or competence.

Recommendations for Firms

- Develop and adopt a code of ethics and make clear that unethical behavior will not be tolerated.
- Give employees a list of potential violations and sanctions, including dismissal.
- Check references of potential employees.

Standard I(E) Competence

Members and Candidates must act with and maintain the competence necessary to fulfill their professional responsibilities.

Competence means having and maintaining the abilities, skills, and knowledge needed to perform a member or candidate’s professional responsibilities. The nature of those abilities, skills, and knowledge depends on the specific responsibilities a member or candidate assumes. Although competence is necessary to succeed as a financial analyst, negative outcomes do not necessarily imply a lack of competence.

If a member or candidate accepts a new or unfamiliar professional role, it is the member or candidate’s responsibility to develop the abilities, skills, and knowledge that the new role calls for.

This Standard *recommends, but does not require*, that members or candidates participate in continuing education.

Recommendations for Members

- Participate in continuing education, professional development, or employer-provided training.
- Acquire professional designations.
- Attend relevant seminars or conferences.
- Participate in professional organizations.
- Engage in informal self-study.



MODULE 91.3: GUIDANCE FOR STANDARD II

Video covering this content is available online.

STANDARD II: INTEGRITY OF CAPITAL MARKETS Standard II(A) Material Nonpublic Information

Members and Candidates who possess material nonpublic information that could affect the value of an investment must not act or cause others to act on the information.

Information is “material” if its disclosure would affect the price of a security or if a reasonable investor would want the information before making an investment decision. Information that is ambiguous as to its likely effect on price may not be considered material.

Information is “nonpublic” until it has been made available to the marketplace. An analyst conference call is not public disclosure. Selective disclosure of information by corporations creates the potential for insider-trading violations.

The prohibition against acting on material nonpublic information extends to mutual funds containing the subject securities as well as related swaps and options contracts. It is the member’s responsibility to determine if information she receives has been publicly disseminated prior acting or causing others to act on it.

Some members and candidates may be involved in transactions during which they are provided with material nonpublic information by firms (e.g., investment banking transactions). Members and candidates may use this information for its intended purpose, but must not use the information for any other purpose unless it becomes public information.

Under the so-called **mosaic theory**, reaching an investment conclusion through perceptive analysis of public information combined with non-material nonpublic information is not a violation of the Standard.

Recommendations for Members

- Make reasonable efforts to achieve public dissemination by the firm of information they possess.
- Encourage their firms to adopt procedures to prevent the misuse of material nonpublic information.

Recommendations for Firms

Use a firewall within the firm, with elements including:

- Exercise substantial control of relevant interdepartmental communications through a clearance area, such as the compliance or legal department.
- Review employee trades.
- Maintain “watch,” “restricted,” and “rumor” lists.

Monitor and restrict proprietary trading while a firm is in possession of material nonpublic information. However, prohibiting all proprietary trading while a firm is in

possession of material nonpublic information may be inappropriate because it may send a signal to the market. In these cases, firms should only take the opposite side of unsolicited customer trades.

Standard II(B) Market Manipulation

Members and Candidates must not engage in practices that distort prices or artificially inflate trading volume with the intent to mislead market participants.

Member actions may affect security values and trading volumes without violating this Standard. The key point here is that if there is the *intent to mislead*, then the Standard is violated. Of course, spreading false information to affect prices or volume is a violation of this Standard as is making trades intended to mislead market participants.



MODULE QUIZ 91.1, 91.2, 91.3

1. In situations where the laws of a member or candidate's country of residence, the local laws of regions where the member or candidate does business, and the Code and Standards specify different requirements, the member or candidate must abide by:
 - A. local law or the Code and Standards, whichever is stricter.
 - B. the Code and Standards or his country's laws, whichever are stricter.
 - C. the strictest of local law, his country's laws, or the Code and Standards.
2. According to the Standard on independence and objectivity, members and candidates:
 - A. may accept gifts or bonuses from clients.
 - B. may not accept compensation from an issuer of securities in return for producing research on those securities.
 - C. should consider credit ratings issued by recognized agencies to be objective measures of credit quality.
3. Bill Cooper finds a table of historical bond yields on the website of the U.S. Treasury that supports the work he has done in his analysis and includes the table as part of his report without citing the source. Has Cooper violated the Code and Standards?
 - A. Yes, because he did not cite the source of the table.
 - B. Yes, because he did not verify the accuracy of the information.
 - C. No, because the table is from a recognized source of financial or statistical data.
4. Which of the following statements about the Standard on misconduct is *most accurate*?
 - A. Misconduct applies only to a member or candidate's professional activities.
 - B. Neglecting to perform due diligence when required is an example of misconduct.
 - C. A member or candidate commits misconduct by engaging in any illegal activity.
5. Ed Ingus, CFA, visits the headquarters and main plant of Bullitt Company and observes that inventories of unsold goods appear unusually large. From the CFO, he learns that a recent increase in returned items may result in earnings for the current quarter that are below analysts' estimates. Based on his visit, Ingus changes his recommendation on Bullitt to "Sell." Has Ingus violated the Standard concerning material nonpublic information?
 - A. Yes.
 - B. No, because the information he used is not material.
 - C. No, because his actions are consistent with the mosaic theory.
6. Green Brothers, an emerging market fund manager, has two of its subsidiaries simultaneously buy and sell emerging market stocks. In its marketing literature,

Green Brothers cites the overall emerging market volume as evidence of the market's liquidity. As a result of its actions, more investors participate in the emerging markets fund. Green Brothers *most likely*:

- A. did not violate the Code and Standards.
- B. violated the Standard regarding market manipulation.
- C. violated the Standard regarding performance presentation.

MODULE 91.4: GUIDANCE FOR STANDARDS III(A) AND III(B)

STANDARD III: DUTIES TO CLIENTS

Standard III(A) Loyalty, Prudence, and Care



Video covering this content is available online.

Members and Candidates have a duty of loyalty to their clients and must act with reasonable care and exercise prudent judgment. Members and Candidates must act for the benefit of their clients and place their clients' interests before their employer's or their own interests.

Client interests always come first. Although this Standard does not impose a fiduciary duty on members or candidates where one did not already exist, it does require members and candidates to act in their clients' best interests and recommend products that are suitable given their clients' investment objectives and risk tolerances.

Members and candidates must:

- Exercise the prudence, care, skill, and diligence under the circumstances that a person acting in a like capacity and familiar with such matters would use.
- Manage pools of client assets in accordance with the terms of the governing documents, such as trust documents or investment management agreements.
- Make investment decisions in the context of the total portfolio.
- Inform clients of any limitations in an advisory relationship (e.g., an advisor who may only recommend her own firm's products).
- Vote proxies in an informed and responsible manner. Due to cost-benefit considerations, it may not be necessary to vote all proxies.
- Client brokerage, or "soft dollars" or "soft commissions," must be used to benefit the client.
- The "client" may be the investing public as a whole rather than a specific entity or person.

Recommendations for Members

Submit to clients, at least quarterly, itemized statements showing all securities in custody and all debits, credits, and transactions.

Encourage firms to address these topics when drafting policies and procedures regarding fiduciary duty:

- Follow applicable rules and laws.
- Establish investment objectives of client.

- Consider suitability of a portfolio relative to the client’s needs and circumstances, the investment’s basic characteristics, or the basic characteristics of the total portfolio.
- Diversify.
- Deal fairly with all clients in regard to investment actions.
- Disclose conflicts.
- Disclose compensation arrangements.
- Vote proxies in the best interest of clients and ultimate beneficiaries.
- Maintain confidentiality.
- Seek best execution.

Standard III(B) Fair Dealing

Members and Candidates must deal fairly and objectively with all clients when providing investment analysis, making investment recommendations, taking investment action, or engaging in other professional activities.

Do not discriminate against any clients when disseminating recommendations or taking investment action. “Fairly” does not mean “equally.” In the normal course of business, there will be differences in the time emails, faxes, and other communications are received by different clients.

Different service levels are acceptable, but they must not negatively affect or disadvantage any clients. Disclose the different service levels to all clients and prospects, and make premium levels of service available to all those willing to pay for them.

Give all clients a fair opportunity to act on every recommendation. Clients who are unaware of a change in the recommendation for a security should be advised of the change before an order for the security is accepted.

Treat clients fairly in light of their investment objectives and circumstances. Treat both individual and institutional clients in a fair and impartial manner. Members and candidates should not take advantage of their position in the industry to disadvantage clients (e.g., taking shares of an oversubscribed IPO).

Recommendations for Members

- Encourage firms to establish compliance procedures requiring proper dissemination of investment recommendations and fair treatment of all customers and clients.
- Maintain a list of clients and holdings—use to ensure that all holders are treated fairly.

Recommendations for Firms

- Limit the number of people who are aware that a change in recommendation will be made.
- Shorten the time frame between decision and dissemination.

- Publish personnel guidelines for pre-dissemination—have in place guidelines prohibiting personnel who have prior knowledge of a recommendation from discussing it or taking action on the pending recommendation.
- Disseminate new or changed recommendations simultaneously to all clients who have expressed an interest or for whom an investment is suitable.
- Develop written trade allocation procedures—ensure fairness to clients, timely and efficient order execution, and accuracy of client positions.
- Disclose trade allocation procedures.
- Establish systematic account review—ensure that no client is given preferred treatment and that investment actions are consistent with the account’s objectives.
- Disclose available levels of service.

MODULE 91.5: GUIDANCE FOR STANDARDS III(C), III(D), AND III(E)

Standard III(C) Suitability



Video covering this content is available online.

1. When Members and Candidates are in an advisory relationship with a client, they must:
 - a. Make a reasonable inquiry into a client’s or prospective client’s investment experience, risk and return objectives, and financial constraints prior to making any investment recommendation or taking investment action and must reassess and update this information regularly.
 - b. Determine that an investment is suitable to the client’s financial situation and consistent with the client’s written objectives, mandates, and constraints before making an investment recommendation or taking investment action.
 - c. Judge the suitability of investments in the context of the client’s total portfolio.
2. When Members and Candidates are responsible for managing a portfolio to a specific mandate, strategy, or style, they must make only investment recommendations or take only investment actions that are consistent with the stated objectives and constraints of the portfolio.

In advisory relationships, members must gather client information at the beginning of the relationship, in the form of an investment policy statement (IPS). Consider clients’ needs and circumstances and, thus, their risk tolerance. Consider whether or not the use of leverage is suitable for the client.

If a member is responsible for managing a fund to an index or other stated mandate, he must select only investments that are consistent with the stated mandate.

Unsolicited Trade Requests

An investment manager may receive a client request to purchase a security that the manager knows is unsuitable, given the client’s investment policy statement. The trade may or may not have a material effect on the risk characteristics of the client’s total portfolio and the requirements are different for each case. In either case, however, the

manager should not make the trade until he has discussed with the client the reasons (based on the IPS) that the trade is unsuitable for the client's account.

If the manager determines that the *effect on the risk/return profile of the client's total portfolio is minimal*, the manager, after discussing with the client how the trade does not fit the IPS goals and constraints, may follow his firm's policy with regard to unsuitable trades. Regardless of firm policy, the client must acknowledge the discussion and an understanding of why the trade is unsuitable.

If the trade would have a *material impact on the risk/return profile of the client's total portfolio*, one option is to update the IPS so the client accepts a changed risk profile that would permit the trade. If the client will not accept a changed IPS, the manager may follow firm policy, which may allow the trade to be made in a separate client-directed account. In the absence of other options, the manager may need to reconsider whether to maintain the relationship with the client.

Recommendations for Members

- For each client, put the needs, circumstances, and investment objectives into a written IPS.
- Consider the type of client and whether there are separate beneficiaries, investor objectives (return and risk), investor constraints (liquidity needs, expected cash flows, time, tax, and regulatory and legal circumstances), and performance measurement benchmarks.
- Review the investor's objectives and constraints periodically to reflect any changes in client circumstances.

Standard III(D) Performance Presentation

When communicating investment performance information, Members and Candidates must make reasonable efforts to ensure that it is fair, accurate, and complete.

Members must not misstate performance or mislead clients or prospects about their investment performance or their firm's investment performance.

Members must not misrepresent past performance or reasonably expected performance, and must not state or imply the ability to achieve a rate of return similar to that achieved in the past.

For brief presentations, members must make detailed information available on request and indicate that the presentation has offered only limited information.

Recommendations for Members

- Encourage firms to adhere to Global Investment Performance Standards.
- Consider the sophistication of the audience to whom a performance presentation is addressed.
- Present the performance of a weighted composite of similar portfolios rather than the performance of a single account.

- Include terminated accounts as part of historical performance and clearly state when they were terminated.
- Include all appropriate disclosures to fully explain results (e.g., model results included, gross or net of fees, etc.).
- Maintain data and records used to calculate the performance being presented.

Standard III(E) Preservation of Confidentiality

Members and Candidates must keep information about current, former, and prospective clients confidential unless:

1. The information concerns illegal activities on the part of the client;
2. Disclosure is required by law; or
3. The client or prospective client permits disclosure of the information.

If illegal activities by a client are involved, members may have an obligation to report the activities to authorities.

The confidentiality Standard extends to former clients as well.

The requirements of this Standard are not intended to prevent members and candidates from cooperating with a CFA Institute Professional Conduct Program (PCP) investigation.

Recommendations for Members

- Members should avoid disclosing information received from a client except to authorized coworkers who are also working for the client.
- Members should follow firm procedures for storage of electronic data and recommend adoption of such procedures if they are not in place.



MODULE QUIZ 91.4, 91.5

1. Cobb, Inc., has hired Jude Kasten, CFA, to manage its pension fund. The client(s) to whom Kasten owes a duty of loyalty are:
 - A. Cobb's management.
 - B. the shareholders of Cobb, Inc.
 - C. the beneficiaries of the pension fund.
2. Which of the following actions is *most likely* a violation of the Standard on fair dealing?
 - A. A portfolio manager allocates IPO shares to all client accounts, including her brother's fee-based retirement account.
 - B. An investment firm routinely begins trading for its own account immediately after announcing recommendation changes to clients.
 - C. After releasing a general recommendation to all clients, an analyst calls the firm's largest institutional clients to discuss the recommendation in more detail.
3. The Standard regarding suitability *most likely* requires that:
 - A. an advisor must analyze an investment's suitability for the client prior to recommending or acting on the investment.

- B. a member or candidate must decline to carry out an unsolicited transaction that she believes is unsuitable for the client.
 - C. when managing a fund to an index, a manager who is evaluating potential investments must consider their suitability for the fund's shareholders.
4. Which of the following is *most likely* a recommended procedure for complying with the Standard on performance presentation?
 - A. Exclude terminated accounts from past performance history.
 - B. Present the performance of a representative account to show how a composite has performed.
 - C. Consider the level of financial knowledge of the audience to whom the performance is presented.
 5. The CFA Institute Professional Conduct Program (PCP) has begun an investigation into Chris Jones, a Level II CFA candidate, and a number of his CFA charterholder colleagues. Jones has access to confidential client records that could be useful in clearing his name and wishes to share this information with the PCP. Which of the following *most accurately* describes Jones's duties with regard to preservation of confidentiality?
 - A. Sharing the confidential information with the PCP would violate the Standards.
 - B. The Standards encourage, but do not require, that Jones support the PCP investigation into his colleagues.
 - C. Jones may share confidential information about former clients with the PCP but may not share confidential information about current clients.

MODULE 91.6: GUIDANCE FOR STANDARD IV

STANDARD IV: DUTIES TO EMPLOYERS

Standard IV(A) Loyalty



Video covering this content is available online.

In matters related to their employment, Members and Candidates must act for the benefit of their employer and not deprive their employer of the advantage of their skills and abilities, divulge confidential information, or otherwise cause harm to their employer.

This Standard is applicable to employees. If members are independent contractors, rather than employees, they have a duty to abide by the terms of their agreements.

Members must not engage in any activities that would injure the firm, deprive it of profit, or deprive it of the advantage of employees' skills and abilities.

Members should always place client interests above interests of their employer, but consider the effects of their actions on firm integrity and sustainability.

There is no requirement that the employee put employer interests ahead of family and other personal obligations; it is expected that employers and employees will discuss such matters and balance these obligations with work obligations.

There may be isolated cases where a duty to one's employer may be violated in order to protect clients or the integrity of the market, when the actions are not for personal gain. Some firms are required to have whistleblowing procedures in place to allow anonymous reporting of illegal or unethical acts. Members and candidates should know their firms' policies and encourage their firms to adopt best practices.

Independent practice for compensation is allowed if a notification is provided to the employer fully describing all aspects of the services, including compensation, duration, and the nature of the activities and the employer consents to all terms of the proposed independent practice before it begins.

When leaving an employer, members must continue to act in their employer's best interests until their resignation is effective. Activities that may constitute a violation include:

- Misappropriation of trade secrets.
- Misuse of confidential information.
- Soliciting employer's clients prior to leaving.
- Self-dealing.
- Misappropriation of client lists.

Employer records on any medium (e.g., home computer, tablet, cell phone) are the property of the firm.

When an employee has left a firm, simple knowledge of names and existence of former clients is generally not confidential. There is also no prohibition on the use of experience or knowledge gained while with a former employer. If an agreement exists among employers (e.g., the U.S. "Protocol for Broker Recruiting") that permits brokers to take certain client information when leaving a firm, a member may act within the terms of the agreement without violating the Standard.

Members and candidates must adhere to their employers' policies concerning social media. When planning to leave an employer, members and candidates must ensure that their social media use complies with their employers' policies for notifying clients about employee separations.

Recommendations for Members

Members are encouraged to give their employer a copy of the Code and Standards.

Best practice is to use separate social media accounts for personal and professional communications.

Recommendations for Firms

Employers should not have incentive and compensation systems that encourage unethical behavior.

Standard IV(B) Additional Compensation Arrangements

Members and Candidates must not accept gifts, benefits, compensation, or consideration that competes with or might reasonably be expected to create a conflict of interest with their employer's interest unless they obtain written consent from all parties involved.

Compensation includes direct and indirect compensation from a client and other benefits received from third parties.

Written consent from a member's employer includes email communication.

Understand the difference between an additional compensation arrangement and a gift from a client:

- If a client offers a bonus that depends on the *future performance* of her account, this is an additional compensation arrangement that requires written consent in advance.
- If a client offers a bonus to reward a member for her account's *past performance*, this is a gift that requires disclosure to the member's employer to comply with Standard I(B) Independence and Objectivity.

Recommendations for Members

Make an immediate written report to the employer detailing any proposed compensation and services, if additional to that provided by the employer.

Members and candidates who are hired to work part time should discuss any arrangements that may compete with their employer's interest at the time they are hired and abide by any limitations their employer identifies.

Recommendations for Firms

Details of additional compensation, including any performance incentives, should be verified by the offering party.

Standard IV(C) Responsibilities of Supervisors

Members and Candidates must make reasonable efforts to ensure that anyone subject to their supervision or authority complies with applicable laws, rules, regulations, and the Code and Standards.

Members must make reasonable efforts to prevent employees from violating laws, rules, regulations, or the Code and Standards, as well as make reasonable efforts to detect violations.

An adequate compliance system must meet industry standards, regulatory requirements, and the requirements of the Code and Standards.

Members with supervisory responsibilities have an obligation to bring an inadequate compliance system to the attention of firm's management and recommend corrective action.

A member or candidate faced with no compliance procedures or with procedures he believes are inadequate must decline supervisory responsibility in writing until adequate procedures are adopted by the firm.

If there is a violation, respond promptly and conduct a thorough investigation while increasing supervision or placing limitations on the wrongdoer's activities.

Recommendations for Members

A member should recommend that his employer adopt a code of ethics. Members should encourage employers to provide their codes of ethics to clients.

Once the compliance program is instituted, the supervisor should:

- Distribute it to the proper personnel.
- Update it as needed.
- Continually educate staff regarding procedures.
- Issue reminders as necessary.
- Require professional conduct evaluations.
- Review employee actions to monitor compliance and identify violations.

Recommendations for Firms

Employers should not commingle compliance procedures with the firm's code of ethics—this can dilute the goal of reinforcing one's ethical obligations.

While investigating a possible breach of compliance procedures, it is appropriate to limit the suspected employee's activities.

Adequate compliance procedures should:

- Be clearly written.
- Be easy to understand.
- Designate a compliance officer with authority clearly defined.
- Have a system of checks and balances.
- Outline the scope of procedures.
- Outline what conduct is permitted.
- Contain procedures for reporting violations and sanctions.
- Structure incentives so unethical behavior is not rewarded.

MODULE 91.7: GUIDANCE FOR STANDARD V

STANDARD V: INVESTMENT ANALYSIS, RECOMMENDATIONS, AND ACTIONS Standard V(A) Diligence and Reasonable Basis

Members and Candidates must:

1. Exercise diligence, independence, and thoroughness in analyzing investments, making investment recommendations, and taking investment actions.
2. Have a reasonable and adequate basis, supported by appropriate research and investigation, for any investment analysis, recommendation, or action.

The application of this Standard depends on the investment philosophy adhered to, members' and candidates' roles in the investment decision-making process, and the



Video covering
this content is
available online.

resources and support provided by employers. These factors dictate the degree of diligence, thoroughness of research, and the proper level of investigation required.

The level of research needed to satisfy the requirement for due diligence will differ depending on the product or service offered. A list of things that should be considered prior to making a recommendation or taking investment action includes:

- Global and national economic conditions.
- A firm's financial results and operating history, and the business cycle stage.
- Fees and historical results for a mutual fund.
- Limitations of any quantitative models used.
- A determination of whether peer group comparisons for valuation are appropriate.

Recommendations for Members

Members should encourage their firms to adopt a policy for periodic review of the quality of third-party research, if they have not. Examples of criteria to use in judging quality are:

- Review assumptions used.
- Determine how rigorous the analysis was.
- Identify how timely the research is.
- Evaluate objectivity and independence of the recommendations.

Members should *encourage their firms to consider* these policies and procedures supporting this Standard:

- Have a policy requiring that research reports and recommendations have a basis that can be substantiated as reasonable and adequate.
- Have detailed, written guidance for proper research and due diligence.
- Have measurable criteria for judging the quality of research, and base analyst compensation on such criteria.
- Have written procedures that provide a minimum acceptable level of scenario testing for computer-based models and include standards for the range of scenarios, model accuracy over time, and a measure of the sensitivity of cash flows to model assumptions and inputs.
- Have a policy for evaluating outside providers of information that addresses the reasonableness and accuracy of the information provided and establishes how often the evaluations should be repeated.
- Adopt a set of standards that provides criteria for evaluating external advisers and states how often a review of external advisers will be performed.

Standard V(B) Communication With Clients and Prospective Clients

Members and Candidates must:

1. Disclose to clients and prospective clients the nature of the services provided, along with information about the cost to the client associated with those services.
2. Disclose to clients and prospective clients the basic format and general principles of the investment processes they use to analyze investments, select securities, and construct portfolios and must promptly disclose any changes that might materially affect those processes.
3. Disclose to clients and prospective clients significant limitations and risks associated with the investment process.
4. Use reasonable judgment in identifying which factors are important to their investment analyses, recommendations, or actions and include those factors in communications with clients and prospective clients.
5. Distinguish between fact and opinion in the presentation of investment analyses and recommendations.

All means and types of communication with clients are covered by this Standard, not just research reports or other written communications.

Client-facing members and candidates must describe to clients and prospects the nature of the services they are offering and the costs to the clients of those services, both at the initiation of a relationship and on an ongoing basis if the services or their costs change. While the Standard does not require disclosure of specific money amounts (this might not always be possible, as in the case of percentage fees), it does require members and candidates to provide reasonably detailed information about costs, including costs that may arise from using the services of third parties.

Members must distinguish between opinions and facts and always include the basic characteristics of the security being analyzed in a research report. Expectations based on statistical modeling and analysis are not facts.

Members must explain to clients and prospects the investment decision-making process used.

In preparing recommendations for structured securities, allocation strategies, or any other nontraditional investment, members must communicate those risk factors specific to such investments. In all cases, members should communicate the potential gains and losses on the investment clearly in terms of total returns.

Members must communicate significant changes in the risk characteristics of an investment or investment strategy.

Members must update clients regularly about any changes in the investment process, including any risks and limitations that have been newly identified.

When using projections from quantitative models and analysis, members may violate the Standard by not explaining the limitations of the model and the assumptions it uses, which provides a context for judging the uncertainty regarding the estimated investment result.

Members and candidates must inform clients about limitations inherent to an investment. Two examples of such limitations are liquidity and capacity. Liquidity

refers to the ability to exit an investment readily without experiencing a significant extra cost from doing so. Capacity refers to an investment vehicle's ability to absorb additional investment without reducing the returns it is able to achieve.

Recommendations for Members

Selection of relevant factors in a report can be a judgment call so members should maintain records indicating the nature of the research, and be able to supply additional information if it is requested by the client or other users of the report.

Standard V(C) Record Retention

Members and Candidates must develop and maintain appropriate records to support their investment analyses, recommendations, actions, and other investment-related communications with clients and prospective clients.

Members must maintain research records that support the reasons for the analyst's conclusions and any investment actions taken. Such records are the property of the firm. All communications with clients through any medium, including emails and text messages, are records that must be retained.

A member who changes firms must re-create the analysis documentation supporting her recommendation using publicly available information or information obtained from the company and must not rely on memory or materials created at her previous firm.

Recommendations for Members

If no regulatory standards or firm policies are in place, the Standard recommends a seven-year minimum holding period.

Recommendations for Firms

This recordkeeping requirement generally is the firm's responsibility.



MODULE QUIZ 91.6, 91.7

1. Connie Fletcher, CFA, works for a small money management firm that specializes in pension accounts. Recently, a friend asked her to act as an unpaid volunteer manager for the city's street sweep pension fund. As part of the position, the city would grant Fletcher a free parking space in front of her downtown office. Before Fletcher accepts, she should *most appropriately*:
 - A. do nothing because this is a volunteer position.
 - B. inform her current clients in writing and discuss the offer with her employer.
 - C. disclose the details of the volunteer position to her employer and obtain written permission from her employer.
2. Sarah Johnson, a portfolio manager, is offered a bonus directly by a client if Johnson meets certain performance goals. To comply with the Standard that governs additional compensation arrangements, Johnson should:
 - A. decline to accept a bonus outside of her compensation from her employer.

- B. disclose this arrangement to her employer in writing and obtain her employer's permission.
 - C. disclose this arrangement to her employer only if she actually meets the performance goals and receives the bonus.
3. A member or candidate who has supervisory responsibility:
- A. should place particular emphasis on enforcing investment-related compliance policies.
 - B. is responsible for instructing those to whom he has delegated authority about methods to detect and prevent violations of the law and the Code and Standards.
 - C. has complied with the Standards if she reports employee violations to upper management and provides a written warning to the employee to cease such activities.
4. Which of the following actions is a *required*, rather than *recommended*, action under the Standard regarding diligence and a reasonable basis for a firm's research recommendations?
- A. Compensate analysts based on a measure of the quality of their research.
 - B. Review the assumptions used and evaluate the objectivity of third-party research reports.
 - C. Have a policy requiring that research reports and recommendations have a basis that can be substantiated as reasonable and adequate.
5. Claire Marlin, CFA, manages an investment fund specializing in foreign currency trading. Marlin writes a report to investors that describes the basic characteristics of her strategy, which is based on an expected appreciation of the euro relative to other major currencies. Marlin shows the projected returns from the strategy if the euro appreciates less than 5%, between 5% and 10%, or more than 10%, while clearly stating that these forecasts are her opinion. Has Marlin violated the Standard related to communication with clients?
- A. Yes, because she did not include a scenario in which the euro depreciates.
 - B. No, because she disclosed the basic characteristics of the investment.
 - C. No, because she distinguished fact from opinion and discussed how the strategy may perform under a range of scenarios.
6. If regulations do not specify how long to retain the documents that support an analyst's conclusions, the Code and Standards recommend a period of at least:
- A. 5 years.
 - B. 7 years.
 - C. 10 years.

MODULE 91.8: GUIDANCE FOR STANDARD VI

STANDARD VI: CONFLICTS OF INTEREST Standard VI(A) Avoid or Disclose Conflicts

Members and Candidates must avoid or make full and fair disclosure of all matters that could reasonably be expected to impair their independence and objectivity or interfere with respective duties to their clients, prospective clients, and employer. Members and Candidates must ensure that such disclosures are prominent, are delivered in plain language, and communicate the relevant information effectively.



Video covering this content is available online.

Members and candidates should avoid actual or potential conflicts of interests to the extent possible. When they cannot reasonably avoid actual or potential conflicts of interest, members and candidates must fully disclose these conflicts to clients, prospects, and their employers. These disclosures must be clearly stated.

The requirement that all potential areas of conflict be disclosed allows clients and prospects to judge motives and potential biases for themselves. Disclosure of broker-dealer market-making activities would be included here. Board service is another area of potential conflict.

The most common conflict that requires disclosure is actual ownership of stock in companies that the member recommends or that clients hold.

Another common source of conflicts of interest is a member's compensation/bonus structure, which can potentially create incentives to take actions that produce immediate gains for the member with little or no concern for longer-term returns for the client. Such conflicts must be disclosed when the member is acting in an advisory capacity and must be updated in the case of significant change in compensation structure. Any special compensation arrangements, bonus programs, commissions, and incentives should be disclosed.

Members must give their employers enough information to judge the impact of a conflict, take reasonable steps to avoid conflicts, and report them promptly if they occur.

Standard VI(B) Priority of Transactions

Investment transactions for clients and employers must have priority over investment transactions in which a Member or Candidate is the beneficial owner.

Client transactions take priority over personal transactions and over transactions made on behalf of the member's firm. Personal transactions include situations where the member is a beneficial owner.

Personal transactions may be undertaken only after clients and the member's employer have had an adequate opportunity to act on a recommendation. Note that family member accounts that are client accounts should be treated just like any client account; they should not be disadvantaged.

Members must not act on information about pending trades for personal gain. The overriding considerations with respect to personal trades are that they do not disadvantage any clients.

When requested, members must fully disclose to investors their firm's personal trading policies.

Recommendations for Members

Members can avoid conflicts that arise with IPOs by not participating in them.

Members should encourage their firms to adopt the procedures listed in the following recommendations for firms if they have not done so.

Recommendations for Firms

All firms should have basic procedures in place that address conflicts created by personal investing. The following areas should be included:

- Establish limitations on employee participation in equity IPOs.
- Establish restrictions on participation in private placements. Strict limits should be placed on employee acquisition of these securities and proper supervisory procedures should be in place. Participation in these investments raises conflict of interest issues similar to those of IPOs.
- Establish blackout/restricted periods. Employees involved in investment decision-making should have blackout periods prior to trading for clients—no front running (i.e., purchase or sale of securities in advance of anticipated client or employer purchases and sales). The size of the firm and the type of security should help dictate how severe the blackout requirement should be.
- Establish reporting procedures, including duplicate trade confirmations, disclosure of personal holdings and beneficial ownership positions, and preclearance procedures.

Standard VI(C) Referral Fees

Members and Candidates must disclose to their employer, clients, and prospective clients, as appropriate, any compensation, consideration, or benefit received from or paid to others for the recommendation of products or services.

Members must inform employers, clients, and prospects of any benefit received for referrals of customers and clients, allowing them to evaluate the full cost of the service as well as any potential partiality. All types of consideration must be disclosed.

Recommendations for Members

Members should encourage their firms to adopt clear procedures regarding compensation for referrals.

Members should provide their employers with updates at least quarterly.

Recommendations for Firms

Firms that do not prohibit referral fees should have clear procedures for approval and policies regarding the nature and value of referral compensation received.

MODULE 91.9: GUIDANCE FOR STANDARD VII STANDARD VII: RESPONSIBILITIES AS A CFA INSTITUTE MEMBER OR CFA



Video covering
this content is
available online.

CANDIDATE

Standard VII(A) Conduct as Participants in CFA Institute Programs

Members and Candidates must not engage in any conduct that compromises the reputation or integrity of CFA Institute or the CFA designation or the integrity, validity, or security of CFA Institute programs.

Members must not engage in any activity that undermines the integrity of the CFA charter. This Standard applies to conduct that includes:

- Cheating on the CFA exam or any exam.
- Revealing anything about either broad or specific topics tested, content of exam questions, or formulas required or not required on the exam.
- Not following rules and policies of the CFA Program.
- Giving confidential information on the CFA Program to candidates or the public.
- Improperly using the designation to further personal and professional goals.
- Misrepresenting information on the Professional Conduct Statement (PCS) or the CFA Institute Professional Development Program.

Members and candidates are not precluded from expressing their opinions regarding the exam program or CFA Institute but must not reveal confidential information about the CFA Program.

Candidates who violate any of the CFA exam policies (e.g., calculator, personal belongings, Candidate Pledge) have violated Standard VII(A).

Members who volunteer in the CFA Program may not solicit or reveal information about questions considered for or included on a CFA exam, about the grading process, or about scoring of questions.

Standard VII(B) Reference to CFA Institute, the CFA Designation, and the CFA Program

When referring to CFA Institute, CFA Institute membership, the CFA designation, or candidacy in the CFA Program, Members and Candidates must not misrepresent or exaggerate the meaning or implications of membership in CFA Institute, holding the CFA designation, or candidacy in the CFA Program.

Members must not make promotional promises or guarantees tied to the CFA designation, such as over-promising individual competence or over-promising investment results in the future (i.e., higher performance, less risk, etc.).

Members must satisfy these requirements to maintain membership:

- Sign the PCS annually.
- Pay CFA Institute membership dues annually.

If they fail to do this, they are no longer active members.

Do not misrepresent or exaggerate the meaning of the CFA designation.

There is no partial CFA designation. It is acceptable to state that a candidate successfully completed the program in three years if, in fact, he did, but claiming superior ability because of this is not permitted.

Recommendations for Members

Members should be sure that their firms are aware of the proper references to a member's CFA designation or candidacy, as errors in these references are common.



MODULE QUIZ 91.8, 91.9

1. Daniel Lyons, CFA, is an analyst who covers several stocks including Horizon Company. Lyons's aunt owns 30,000 shares of Horizon. She informs Lyons that she has created a trust in his name into which she has placed 2,000 shares of Horizon. The trust is structured so that Lyons will not be able to sell the shares until his aunt dies, but may vote the shares. Lyons is due to update his research coverage of Horizon next week. Lyons should *most appropriately*:
 - A. update the report as usual because he is not a beneficial owner of the stock.
 - B. advise his superiors that he is no longer able to issue research recommendations on Horizon.
 - C. disclose the situation to his employer and, if then asked to prepare a report, also disclose his beneficial ownership of the shares in his report.
2. Kate Wilson, CFA, is an equity analyst. Wilson enters two transactions for her personal account. Wilson sells 500 shares of Tibon, Inc., a stock on which her firm currently has a "Buy" recommendation. Wilson buys 200 shares of Hayfield Co. and the following day issues a research report on Hayfield with a "Buy" recommendation. Has Wilson violated the Code and Standards?
 - A. No.
 - B. Yes, both of her actions violate the Code and Standards.
 - C. Yes, but only one of her actions violates the Code and Standards.
3. Hern Investments provides monthly emerging market research to Baker Brokerage in exchange for prospective client referrals and European equity research from Baker. Clients and prospects of Hern are not made aware of the agreement, but clients unanimously rave about the high quality of the research provided by Baker. As a result of the research, many clients with nondiscretionary accounts have earned substantial returns on their portfolios. Managers at Hern have also used the research to earn outstanding returns for the firm's discretionary accounts. Hern has *most likely*:
 - A. not violated the Code and Standards.
 - B. violated the Code and Standards by using third-party research in discretionary accounts.
 - C. violated the Code and Standards by failing to disclose the referral agreement with Baker.
4. After writing the Level I CFA exam, Cynthia White goes to internet discussion site *CFA Haven* to express her frustration. White writes, "CFA Institute is not doing a competent job of evaluating candidates because none of the questions in the June exam touched on Alternative Investments." White *most likely* violated the Standard related to conduct as a candidate in the CFA program by:
 - A. publicly disputing CFA Institute policies and procedures.
 - B. disclosing subject matter covered or not covered on a CFA exam.

- C. participating in an internet forum that is directed toward CFA Program participants.
5. After passing all three levels of the CFA exams on her first attempts and being awarded her CFA charter, Paula Osgood is promoting her new money management firm by issuing an advertisement. Which of these statements would *most likely* violate the Standard related to use of the CFA designation?
- A. “To earn the right to use the CFA designation, Paula passed three exams covering ethics, financial statement analysis, asset valuation, and portfolio management.”
 - B. “Paula passed three 6-hour exams on her first attempts and is a member of her local investment analyst society.”
 - C. “Because of her extensive training, Paula will be able to achieve better investment results than managers who have not been awarded the CFA designation.”

ANSWER KEY FOR MODULE QUIZZES

Module Quiz 91.1, 91.2, 91.3

1. **C** To comply with Standard I(A) Knowledge of the Law, a member must always abide by the strictest applicable law, regulation, or standard. (LOS 91.a, 91.b, 91.c)
2. **A** Gifts from clients are acceptable under Standard I(B) Independence and Objectivity, but the Standard requires members and candidates to disclose such gifts to their employers. Standard I(B) allows issuer-paid research as long as the analysis is thorough, independent, unbiased, and has a reasonable and adequate basis for its conclusions, and the compensation from the issuer is disclosed. Members and candidates should consider the potential for conflicts of interest inherent in credit ratings and may need to do independent research to evaluate the soundness of these ratings. (LOS 91.a, 91.b, 91.c)
3. **C** According to Standard I(C) Misrepresentation, members and candidates must cite the sources of the information they use in their analysis, unless the information is factual data (as opposed to analysis or opinion) from a recognized financial or statistical reporting service. The U.S. Treasury is one example of a recognized source of factual data. (LOS 91.a, 91.b, 91.c)
4. **B** Failing to act when required by one’s professional obligations, such as neglecting to perform due diligence related to an investment recommendation, violates Standard I(D) Misconduct. Acts a member commits outside his professional capacity are misconduct if they reflect poorly on the member or candidate’s honesty, integrity, or competence (e.g., theft or fraud). Violations of the law that do not reflect on the member or candidate’s honesty, integrity, or competence (e.g., an act related to civil disobedience) are not necessarily regarded as misconduct. (LOS 91.a, 91.b, 91.c)
5. **A** The statement from the CFO about the current quarter’s earnings is material nonpublic information. Ingus violated Standard II(A) Material Nonpublic Information by acting or causing others to act on it. (LOS 91.a, 91.b, 91.c)

6. **B** The intent of Green Brothers' actions is to manipulate the appearance of market liquidity in order to attract investment to its own funds. The increased trading activity was not based on market fundamentals or an actual trading strategy to benefit investors. It was merely an attempt to mislead market participants in order to increase assets under Green Brothers' management. The action violates Standard II(B) Market Manipulation. (LOS 91.a, 91.b, 91.c)

Module Quiz 91.4, 91.5

1. **C** Standard III(A) Loyalty, Prudence, and Care specifies that for the manager of a pension or trust, the duty of loyalty is owed to the beneficiaries, not to the individuals who hired the manager. (LOS 91.a, 91.b, 91.c)
2. **B** The firm must give its clients an opportunity to act on recommendation changes. Firms can offer different levels of service to clients as long as this is disclosed to all clients. The largest institutional clients would likely be paying higher fees for a greater level of service. The portfolio manager's brother's account should be treated the same as any other client account. (LOS 91.a, 91.b, 91.c)
3. **A** According to Standard III(C) Suitability, a member or candidate who is in an advisory relationship with a client is responsible for analyzing the suitability of an investment for the client before taking investment action or making a recommendation. If a member or candidate believes an unsolicited trade is unsuitable for a client, the appropriate action is to discuss the trade with the client. The advisor may follow her firm's policies for obtaining client approval if the requested trade would not affect the risk and return of the client's portfolio materially. If the trade would have a material effect, the advisor should discuss with the client whether the IPS needs to be updated. When managing a fund to an index or stated mandate, the manager is responsible for ensuring that potential investments are consistent with the fund's mandate. Suitability for individuals would be a concern for an advisor who recommends the fund to clients, but not for the manager of the fund. (LOS 91.a, 91.b, 91.c)
4. **C** Recommendations stated in Standard III(D) Performance Presentation include considering the sophistication and knowledge of the audience when presenting performance data. Other recommendations are to include terminated accounts in past performance history; to present the performance of a composite as a weighted average of the performance of similar portfolios, rather than using a single representative account; and to maintain the records and data that were used to calculate performance. (LOS 91.a, 91.b, 91.c)
5. **B** Members and candidates are required to cooperate with PCP investigations into their own conduct and encouraged to cooperate with PCP investigations into the conduct of others. Sharing confidential information with the PCP is not a violation of Standard III(E) Preservation of Confidentiality. Any client information shared with the PCP will be kept in strict confidence. Standard III(E) states that members and candidates are required to maintain confidentiality of client records even after the end of the client relationship. (LOS 91.a, 91.b, 91.c)

Module Quiz 91.6, 91.7

1. **C** According to Standard IV(A) Loyalty, members and candidates are expected to act for the benefit of their employer and not deprive the employer of their skills. Fletcher is performing work similar to the services that her employer provides. Although the position is a volunteer position, Fletcher will receive compensation in the form of a free parking space. In light of the circumstances, Fletcher must disclose the details of the position to her employer and get written permission before accepting the volunteer position. (LOS 91.a, 91.b, 91.c)
2. **B** Johnson should disclose her additional compensation arrangement in writing to her employer and obtain her employer's written consent before accepting this offer, in accordance with Standard IV(B) Additional Compensation Arrangements. (LOS 91.a, 91.b, 91.c)
3. **B** Members or candidates may delegate supervisory duties to subordinates but remain responsible for instructing them about how to detect and prevent violations. Reporting the violation and warning the employee are not sufficient to comply with Standard IV(C) Responsibilities of Supervisors. The supervisor must also take steps to prevent further violations while she conducts an investigation, such as limiting the employee's activity or increasing her monitoring of the employee. Supervisors should enforce investment-related and non-investment-related policies equally. (LOS 91.a, 91.b, 91.c)
4. **B** Standard V(A) Diligence and Reasonable Basis requires analysts who use third-party research to review its assumptions and evaluate the independence and objectivity of the research. The other choices are recommended procedures for compliance with the Standard. (LOS 91.a, 91.b, 91.c)
5. **A** Standard V(B) Communication with Clients and Prospective Clients requires that members and candidates communicate the risk associated with the investment strategy used and how the strategy is expected to perform in a range of scenarios. These scenarios should include those different from the current trend. Marlin should have discussed how her strategy would perform if the euro depreciates instead of appreciating as she expects. (LOS 91.a, 91.b, 91.c)
6. **B** When no other regulatory guidance applies, Standard V(C) Record Retention recommends that records be maintained for a minimum of seven years. (LOS 91.a, 91.b, 91.c)

Module Quiz 91.8, 91.9

1. **C** Even though the shares are held in trust, Lyons is considered a beneficial owner under Standard VI(A) Avoid or Disclose Conflicts because he has a pecuniary interest in the shares and because he has the power to vote the shares. Lyons is obligated to inform his employer of the potential conflict. If Lyons's employer permits him to continue issuing investment recommendations on the company, Lyons must disclose the existence of a potential conflict in his reports. (LOS 91.a, 91.b, 91.c)

2. **C** Only one of these transactions is a violation. Standard VI(B) Priority of Transactions requires members and candidates to give clients an adequate opportunity to act on a recommendation before trading for accounts in which the member or candidate has a beneficial ownership interest. Members and candidates may trade for their own accounts as long as they do not disadvantage clients, benefit personally from client trades, or violate any regulations that apply. The Standard does not prohibit members and candidates from entering personal transactions that are contrary to what their firms are recommending for clients, as long as the transaction does not violate any of these criteria. (LOS 91.a, 91.b, 91.c)
3. **C** According to Standard VI(C) Referral Fees, Hern must disclose the referral arrangement between itself and Baker so that potential clients can judge the true cost of Hern's services and assess whether there is any partiality inherent in the recommendation of services. (LOS 91.a, 91.b, 91.c)
4. **B** Standard VII(A) Conduct as Participants in CFA Institute Programs prohibits candidates from revealing which portions of the Candidate Body of Knowledge were or were not covered on an exam. Members and candidates are free to disagree with the policies, procedures, or positions taken by the CFA Institute. The Standard does not prohibit participating in CFA Program-related internet blogs, forums, or social networks. (LOS 91.a, 91.b, 91.c)
5. **C** Standard VII(B) Reference to CFA Institute, the CFA Designation, and the CFA Program prohibits members and candidates from implying superior performance as a result of being a CFA charterholder. Concise factual descriptions of the requirements to obtain the CFA charter are acceptable. Osgood's statement that she passed the exams on her first attempts is acceptable because it states a fact. (LOS 91.a, 91.b, 91.c)

¹ Copyright 2024, CFA Institute. Reproduced and republished from *Standards of Practice Handbook, 12th Ed., 2024*, with permission from CFA Institute. All rights reserved.

² Ibid.

READING 92

INTRODUCTION TO THE GLOBAL INVESTMENT PERFORMANCE STANDARDS (GIPS)

MODULE 92.1: INTRODUCTION TO GIPS



Video covering this content is available online.

LOS 92.a: Explain why the GIPS standards were created, who can claim compliance, and who benefits from compliance.

When firms choose their own methodologies for reporting investment performance, the results are not comparable across firms, and firms have a tendency to choose a methodology that makes their performance look good. Some choices that tend to bias results are:

- Choosing a top-performing portfolio and claiming it represents a firm's overall results for all assets managed.
- Excluding terminated accounts, which may tend to be accounts closed by investors due to sub-par performance.
- Selecting time periods to report that put firm performance in the best possible light.

GIPS present a standardized methodology for performance reporting that makes comparison of performance across firms meaningful, provides specific information that is useful to current clients, prospective clients, and investors, and avoids misrepresentation of performance. Widespread usage of GIPS can also give oversight bodies a clearer understanding of the returns achieved and the risks taken by the firms they supervise.

GIPS only apply to firms that manage assets for others. Presenting performance information compliant with GIPS is voluntary for such firms, and they may only claim compliance with GIPS if they comply fully and on a firmwide basis. Other firms related to the asset management business, such as software developers, may state that they endorse GIPS but may not claim compliance with GIPS.

LOS 92.b: Describe the key concepts of the GIPS Standards for Firms.

The GIPS standards for firms consist of eight sections:

1. *Fundamentals of Compliance.* The fundamental issues involved in complying with GIPS are (a) defining the firm, (b) providing GIPS-compliant reports to all clients and prospects, (c) complying with applicable regulations and laws, and (d) presenting information that is neither false nor misleading.
2. *Input Data and Calculation Methodology.* Input data should be consistent in order to establish full, fair, and comparable investment performance presentations. Certain methodologies are required for portfolio return calculations, and certain other methodologies are required for composite return calculations. Uniformity in methods across firms is required so that their results are comparable.
3. *Composite and Pooled Fund Maintenance.* Creation of meaningful, asset-weighted composites is important to achieve a fair presentation. Composite performance is based on the performance of one or more portfolios that have the same investment strategy or investment objective. Composite returns are the asset-weighted average (not a simple average) of the returns on the portfolios that are included in each composite. Pooled funds must be included in a composite if they fit its definition.
4. *Composite Time-Weighted Return Report.*
5. *Composite Money-Weighted Return Report.*
6. *Pooled Fund Time-Weighted Return Report.*
7. *Pooled Fund Money-Weighted Return Report.*

Sections 4 through 7 contain required and recommended procedures for reporting the performance of composites and pooled funds, as well as the necessary disclosures. There are some disclosures that all firms must make, but some disclosures may not apply to all firms. If a disclosure is not applicable to a specific firm, the firm is not required to include any statement regarding it. A firm that has met all the requirements of GIPS may include an appropriate claim of compliance.

8. *GIPS Advertising Guidelines.* If an advertisement includes a claim of compliance with GIPS, the advertisement must comply with these guidelines. The guidelines do not apply to advertisements that do not reference the firm's GIPS compliance.

LOS 92.c: Explain the purpose of composites in performance reporting.

A **composite** is a grouping of individual discretionary portfolios representing a similar investment strategy, objective, or mandate. Examples of possible composites are large capitalization stocks, investment-grade domestic bonds, and accounts managed to match the performance of a specific securities index. Reporting on the performance of composites gives clients and prospects information about the firm's success in managing various types of securities and results for various investment styles.

A composite, such as international equities, must include all fee-paying, discretionary portfolios (current and past) that the firm has managed in accordance with a particular strategy. The firm should identify which composite each managed portfolio is to be included in before the portfolio's performance is known. This prevents firms from choosing portfolios to include in a composite in order to create composites with

superior returns. All fee-paying discretionary portfolios managed by the firm must be included in at least one composite.

LOS 92.d: Describe the fundamentals of compliance, including the recommendations of the GIPS standards with respect to the definition of the firm and the firm's definition of discretion.

The definition of the firm, for purposes of GIPS compliance, must be the corporation, subsidiary, or division that is held out to clients as a business entity. If a firm has different geographic locations (e.g., all doing business under the name of Bluestone Advisers), then the definition of the firm should include all the various geographic locations and their clients.

The definition of **discretion** refers to how a firm determines which of the portfolios it manages should be included in a composite. A firm may determine that a portfolio is nondiscretionary—and therefore not include it in a composite—if the client places restrictions on it that prevent the manager from carrying out the intended strategy.

LOS 92.e: Describe the concept of independent verification.

Firms are *encouraged* to pursue independent verification of their compliance with GIPS. Verification applies to the entire firm's performance measurement practices and methods, not a selected composite.

If a firm chooses to pursue verification, it must be performed by a third party, not by the firm itself, on a firmwide basis. This third-party verifier must attest that (1) the firm has complied with all GIPS requirements for composite construction on a firmwide basis and (2) the firm's processes and procedures are established to present performance in accordance with the calculation methodology required by GIPS, the data requirements of GIPS, and in the format required by GIPS.

Verified firms should include the following disclosure language:

[Insert name of firm] has been verified for the periods [insert dates] by [name of verifier]. A copy of the verification report is available upon request.



MODULE QUIZ 92.1

1. Which of the following statements *most accurately* describes the parties that GIPS are intended to apply to and serve?
 - A. GIPS apply to consultants who serve their existing and prospective clients.
 - B. GIPS apply to firms that issue securities and serve investment management firms.
 - C. GIPS apply to investment management firms and serve their existing and prospective clients.
2. For a composite to be constructed in compliance with GIPS, the portfolios included in the composite must:
 - A. have been managed by the firm for the full performance-reporting period.
 - B. be selected immediately after the last business day of the period for which the composite's performance will be presented.

- C. include all fee-paying, discretionary portfolios that are managed according to the same strategy, mandate, or investment objective.
3. Verification of compliance with GIPS:
- A. may be performed on single composites.
 - B. is required for a firm to claim GIPS compliance.
 - C. requires the verification report to be issued for the entire firm.

KEY CONCEPTS

LOS 92.a

GIPS are principles that investment firms can voluntarily follow. They are designed to avoid misrepresentations of historical investment results to clients and prospects. GIPS allow clients to more easily compare investment performance among investment firms and have more confidence in reported performance.

LOS 92.b

The eight sections of the GIPS standards for firms are:

1. Fundamentals of Compliance.
2. Input Data and Calculation Methodology.
3. Composite and Pooled Fund Maintenance.
4. Composite Time-Weighted Return Report.
5. Composite Money-Weighted Return Report.
6. Pooled Fund Time-Weighted Return Report.
7. Pooled Fund Money-Weighted Return Report.
8. GIPS Advertising Guidelines.

LOS 92.c

A composite is a grouping of discretionary portfolios representing a similar investment strategy, objective, or mandate. A composite must include all portfolios (current and past) that the firm has managed in accordance with this particular strategy. The firm should identify which composite each managed portfolio is to be included in before the portfolio's performance is known.

LOS 92.d

GIPS compliance must be firmwide, where the *firm* is the distinct business entity that is held out to clients and prospects.

A firm must establish criteria to determine which of the portfolios it manages are discretionary or nondiscretionary.

LOS 92.e

Firms are encouraged to pursue independent verification of GIPS compliance. If they seek verification, it must be performed by a third party, not by the firm itself. The third-party verifier must attest that (1) the firm has complied with all GIPS requirements for composite construction on a firmwide basis and (2) the firm's processes and

procedures are established to present performance in accordance with the calculation methodology required by GIPS, the data requirements of GIPS, and in the format required by GIPS.

ANSWER KEY FOR MODULE QUIZZES

Module Quiz 92.1

1. **C** GIPS apply to investment management firms. They are intended to serve prospective and existing clients of investment management firms and consultants who advise these clients. (LOS 92.a)
2. **C** To comply with GIPS, a composite must include all fee-paying, discretionary portfolios managed according to the same investment objective, strategy, or mandate. The composite or composites in which a portfolio will be included must be determined on an ex ante basis (i.e., before the period for which the composite's performance will be calculated). A GIPS-compliant composite must include terminated accounts. (LOS 92.c)
3. **C** Verification of GIPS compliance is optional, but if a firm chooses to seek third-party verification, the report must be issued with respect to the whole firm. GIPS verification cannot be carried out for a single composite. (LOS 92.e)

READING 93

ETHICS APPLICATION

MODULE 93.1: ETHICS APPLICATION



Video covering this content is available online.

LOS 93.a: Evaluate practices, policies, and conduct relative to the CFA Institute Code of Ethics and Standards of Professional Conduct.

LOS 93.b: Explain how the practices, policies, and conduct do or do not violate the CFA Institute Code of Ethics and Standards of Professional Conduct.

Standard I: Professionalism

Standard I(A) Knowledge of the Law

Case 1: A member reports to his supervisor that their firm is overcharging clients by seeking to recover the cost of expenses that are actually reimbursable. The actions taken only remedy the situation for some clients but not for others. The member must disassociate from the activity and not work with any clients who are still being overcharged.

Case 2: A member violates the Standard by failing to investigate transactions in an account that appear to be at high risk of violating money-laundering laws (because it was a long-standing client who has relationships with board members).

Case 3: A member violates the Standards (and the law) by forging customer signatures for expediency.

Standard I(B) Independence and Objectivity

Case 1: A member violates the Standard by contributing to a politician's campaign, believing that it may lead to preferential treatment with regard to receiving management contracts for government pension fund money.

Standard I(C) Misrepresentation

Case 1: A member violates the Standard by assuring a client that returns on a fund will outweigh the penalties incurred from shifting funds from an existing investment, essentially guaranteeing a specific rate of return on an investment that has no actual guarantee of returns.

Case 2: A proposal to manage pension assets lists all personnel and their qualifications, but while the proposal is under consideration, one of the key personnel leaves the firm. The member is required to inform the potential client of this personnel change (misrepresentation by omission).

Case 3: A member who is the CEO of an electric car company posts on social media that private financing has been secured to take the company private at \$420 per share when that is untrue and the member admits the price “was a joke.” This is clearly a violation of the Standard regarding misrepresentation.

Standard I(D) Misconduct

Case 1: A member is arrested for minor criminal offenses that are part of civil disobedience related to protesting and expressing her personal beliefs. This is not necessarily a violation of the Standard regarding misconduct, which states in part that members are prohibited from “engaging in any professional conduct involving dishonesty, fraud, or deceit” or committing an act that “reflects adversely on their professional reputation, integrity, or competence.”

Case 2: A member violates the Standard by using his firm’s error-correction policy to effectively give his own money to a client account in order to make his management of the account look better.

Standard I(E) Competence

Case 1: A member violates the Standard by accepting a new role that includes supervisory responsibility but not taking steps to gain competence as a supervisor.

Standard II: Integrity of Capital Markets

Standard II(A) Material Nonpublic Information

Case 1: A member violates the Standard by using material nonpublic information he acquired by overhearing a friend’s phone conversation and inferring that a takeover offer for a specific company was imminent.

Case 2: A member violates the Standard by sharing information with clients about a regulator’s positive response to trials of a company’s new drug that he learned of during a meeting of analysts with company management. The information is considered nonpublic because sharing it with a specific group of analysts was “selective sharing” of the information and cannot be considered public disclosure.

Standard II(B) Market Manipulation

Case 1: A member violates the Standard by fraudulently including the names of people who do not actually own shares to meet the minimum required number of shareholders for a firm to be listed on an exchange, misleading market participants about the potential liquidity of the shares.

Standard III: Duties to Clients

Standard III(A) Loyalty, Prudence, and Care

Case 1: A member violates the Standard by putting a policy into an investment firm's client agreements that indicates that their representatives are excused in some cases from acting in a client's best interest or failing to adequately investigate suitability of recommendations to clients, and that clients' rights to make claims for violating securities laws are restricted. Members and candidates cannot "opt out" of the Standards.

Case 2: A member executes trades for a client who self-directs their own account and has received the firm's policies regarding margin requirements. In this case, the member's requirements to act in the client's best interests are limited, compared with a relationship in which the member is providing investment advice. There is no intent to limit the member's responsibilities to act in good faith and not misrepresent the services to be provided according to firm policies. The terms regarding the firm's actions in the event of a margin shortfall are open to negotiation at the inception of the relationship.

Case 3: A member allocates expenses to a client that arise from actions designed to reduce total expenses (staying over a weekend to reduce transportation costs but increasing lodging costs). This is not a violation, but charging a client for expenses that benefit other clients or that are for personal activities of the member is.

Standard III(B) Fair Dealing

Case 1: A member treats clients fairly by simultaneously sending emails regarding a change in investment recommendation. Providing individual clients with updates or clarifications regarding the change in recommendation is not a violation. Further, the member's firm offers some clients, for an additional fee, weekly updates about securities that may indicate a change in recommendation may be forthcoming. This is not a violation as long as clients are all informed about the availability of the weekly updates for a fee and as long as no change in recommendation is included in a weekly update that would disadvantage clients who do not subscribe to the additional service.

Standard III(C) Suitability

Case 1: A member violates the Standard by recommending investments that carry more risk than is suitable for some clients, even though there are tax advantages to the recommended portfolios.

Case 2: A member violates the Standard by making a client-requested change to their portfolio without investigating the client circumstances adequately to determine whether the requested investment is suitable for the clients.

Standard III(D) Performance Presentation

Case 1: A member violates the Standard by presenting performance data based on a composite of separately managed accounts the firm managed before creating the fund

that is being reported, giving the impression that the fund has been in existence for many years when, in fact, it is relatively new.

Standard III(E) Preservation of Confidentiality

Case 1: Member A downloads clients' personally identifiable information to his personal server at home to make working from home easier and gets hacked. The member has violated the Standard by not taking adequate steps to protect client information. Member B, who is the firm's head of compliance, likely violated the Standard by not taking the proper steps to protect client information, as evidenced by the fact that Member A was able to download sensitive client information to his personal server.

Standard IV: Duties to Employers

Standard IV(A) Loyalty

Case 1: A member violates the Standard by making harmful statements about Firm A, her current employer, and promoting the firm that she intends to move to while she is still employed by Firm A.

Case 2: A member is pressured by his firm to sell the firm's proprietary investment products that are relatively expensive and haven't performed well. He has complained to management, and they have done nothing. He copies client records and he records conversations with his supervisor to document his conduct. He takes this information to securities regulators. His actions are not a violation of the Standard because he is acting in the interest of his clients.

Case 3: A member violates the Standard by taking client information with her when she leaves her firm; the client list is the property of her current firm. Although she only intends to send her clients thank-you notes, the client list she copied has personal information.

Standard IV(B) Additional Compensation Arrangements

Case 1: A member works for a firm that produces issuer-paid research reports and is involved with the decision of which companies her firm will cover. Some companies seeking coverage by the firm offer her a bonus payment if their firm is selected. Because this creates a possible conflict between her interests and her firm's interests, she must get approval in writing from her employer to accept the bonus arrangement.

Standard IV(C) Responsibilities of Supervisors

Case 1: A member with supervisory responsibility over a branch office violates the Standard by not making reasonable efforts to ensure that those under his supervision are not engaging in misconduct. He also violates the Standard by not having clear written compliance policies and procedures in place, along with employee training. If these are not in place, he must decline to take supervisory responsibility.

Case 2: A member violates the Standard by accepting the title of chief compliance officer even though she has no experience in compliance, is denied permission to

contact clients or review client communications, and is not allowed to enforce company policies. She is in violation of the Standard because it requires her to make reasonable efforts to both detect and prevent violations of laws, rules, and regulations by those subject to her supervision. Knowing she could not do this, she should have declined to take on supervisory responsibilities.

Standard V: Investment Analysis, Recommendations, and Actions

Standard V(A) Diligence and Reasonable Basis

Case 1: A member violates the Standard by recommending the purchase of shares of a company for which he has not performed a diligent, thorough, and independent analysis. A second member bases her recommendation on the analysis of the first member and incorporates part of the first member's research report in her own and is thereby also in violation of the Standards.

Standard V(B) Communication With Clients and Prospective Clients

Case 1: A credit rating agency changes its methodology of determining the ratings of commercial mortgage-backed securities without disclosing the change to potential users of the ratings. A member who is responsible for publishing the ratings violates the Standard by publishing ratings without disclosing the change in methodology.

Standard V(C) Record Retention

Case 1: A member violates the Standard by not updating client records in a timely manner. Although he keeps himself updated on changes in client circumstances and adjusts portfolios accordingly, he does not do a good job of keeping written client profiles up to date.

Standard VI: Conflicts of Interest

Standard VI(A) Avoid or Disclose Conflicts

Case 1: A member receives payment from third-party subadvisors that she uses to manage client funds invested in some asset classes. To avoid violating the Standard, she must disclose these arrangements to clients because the payments may influence her choice of subadvisors.

Standard VI(B) Priority of Transactions

Case 1: A member violates the Standard by buying shares and call options in his personal account just prior to purchasing large blocks of the same stocks in client accounts (front-running the trades), in anticipation of an increase in the price of the stocks as a result of the large purchases.

Case 2: A member violates the Standard by telling friends and relatives about large buy orders he is to execute for clients of his employer prior to executing those orders, allowing them to front-run those trades for quick profits.

Case 3: A member enters client trades grouped as block orders and allocates them to specific client accounts after the market closes for the day. The member violates the Standard (and likely the Standard on fair dealing as well) by allocating profitable trades to personal accounts and allocating a disproportionate amount of losing trades to his largest client accounts where they will likely go unnoticed.

Standard VI(C) Referral Fees

Case 1: A member invites existing clients who have referred very profitable accounts to her to lavish parties, rewarding them with discounts on fees and gift cards as well. The member violates the Standard by not disclosing these “referral fees” to all existing clients and prospective clients.

Standard VII: Responsibilities as a CFA Institute Member or CFA Candidate

Standard VII(A) Conduct as Participants in CFA Institute Programs

Case 1: A member who teaches exam-prep classes hosts a post-exam party for candidates who took the exam. He solicits their general impressions about the difficulty of the exam and their opinions on the most difficult exam questions. He is permitted to share their opinions about the difficulty of the exam with future candidates in his exam-prep classes. However, he is not permitted to solicit or share any information about specific exam questions or about which topics were or were not tested on the exam.

Standard VII(B) Reference to CFA Institute, the CFA Designation, and the CFA Program

Case 1: A previous member who has not paid her dues to CFA Institute violates the Standard by using the CFA designation in marketing materials and on her business cards. Another member violates the Standard by claiming that all senior employees, which includes the member who has not paid her dues, are CFA charterholders.



MODULE QUIZ 93.1

1. Karen Jones, CFA, is an outside director for Valley Manufacturing. At a director’s meeting, Jones finds out that Valley Corp. has made several contributions to foreign politicians that she suspects were illegal. Jones checks with her firm’s legal counsel and determines that the contributions were indeed illegal. At the next board meeting, Jones urges the board to disclose the contributions. The board, however, votes not to make a disclosure. Jones’s *most appropriate* action would be to:
 - A. protest the board’s actions in writing to the executive officer of Valley.
 - B. resign from the board and seek legal counsel as to her legal disclosure requirements.
 - C. inform her supervisor of her discovery and cease attending meetings until the matter is resolved.
2. Beth Bixby, CFA, uses a quantitative model to actively manage a portfolio of stocks with an objective of earning a greater return than the market. Over the last three years, the returns to a portfolio constructed using the model have been greater than the returns to the S&P Index by between 2% and 4%. In promotional materials, Bixby states, “Through our complex quantitative approach, we select a portfolio that has similar risk to the S&P 500 Index but will receive a return between 2% and 4%

- greater than the index.” This statement is:
- permissible because prior returns to the firm’s model provide a reasonable and adequate basis for the promotional material.
 - permissible because the statement describes the basic characteristics of the fund’s risk and return objectives.
 - not permissible because Bixby is misrepresenting the investment performance her firm can reasonably expect to achieve.
3. Over the past two days, Lorraine Quigley, CFA, manager of a hedge fund, has been purchasing large quantities of Craeger Industrial Products’ common stock while at the same time shorting put options on the same stock. Quigley did not notify her clients of the trades, although they are aware of the fund’s general strategy to generate returns. Which of the following statements is *most likely* correct?
- Quigley did not violate the Code and Standards.
 - Quigley violated the Code and Standards by manipulating the prices of publicly traded securities.
 - Quigley violated the Code and Standards by failing to disclose the transactions to clients before they occurred.
4. Julia Green, CFA, has friends from her previous employer who have suggested that she receive information from them via an internet chat room. In this way, she receives news about an exciting new product being developed by a firm in Singapore that has the potential to double the firm’s revenue. The firm has not revealed any information regarding the product to the public. According to the Code and Standards, this information is:
- both material and nonpublic, and Green may not trade on it in Singapore but may trade on it elsewhere.
 - both material and nonpublic and Green may not trade on it in any jurisdiction.
 - public by virtue of its release in the chat room and Green may trade on it.
5. Melvin Byrne, CFA, manages a portfolio for James Martin, a very wealthy client. Martin’s portfolio is well diversified with a slight tilt toward capital appreciation. Martin requires very little income from the portfolio. Recently, Martin’s brother Cliff has become a client of Byrne. Byrne proceeds to invest Cliff’s portfolio in a similar manner to James’s portfolio based on the fact that both brothers have a similar lifestyle and are only two years apart in age. Which of the following statements is *most accurate*?
- Byrne violated the Code and Standards by knowingly creating a conflict between the interests of James’s and Cliff’s portfolios.
 - Byrne violated the Code and Standards by failing to determine Cliff’s objectives and constraints prior to investing his portfolio.
 - Byrne violated the Code and Standards by failing to have a reasonable and adequate basis for Cliff’s portfolio allocation.
6. Beth Anderson, CFA, is a portfolio manager for several wealthy clients, including Reuben Carlyle. Anderson manages Carlyle’s personal portfolio of stock and bond investments. Carlyle recently told Anderson that he is under investigation by the IRS for tax evasion related to his business, Carlyle Concrete (CC). After learning about the investigation, Anderson proceeds to inform a friend at a local investment bank so that they may withdraw their proposal to take CC public. Which of the following is *most likely* correct?
- Anderson violated the Code and Standards by failing to maintain the confidentiality of her client’s information.
 - Anderson violated the Code and Standards by failing to detect and report the tax evasion to the proper authorities.

- C. Anderson did not violate the Code and Standards because the information she conveyed pertained to illegal activities on the part of her client.
7. Robert Blair, CFA, director of research, has had an ongoing battle with management about the adequacy of the firm's compliance system. Recently, it has come to Blair's attention that the firm's compliance procedures are inadequate in that they are not being monitored or carefully followed. What should Blair *most appropriately* do?
- A. Resign from the firm unless the compliance system is strengthened and followed.
 - B. Send his superior a memo outlining the problem.
 - C. Decline in writing to continue to accept supervisory responsibility until reasonable compliance procedures are adopted.
8. Eugene Nieder, CFA, has just accepted a new job as a quantitative analyst for Paschal Investments, LLP. Nieder developed a complex model while working for his previous employer and plans to recreate the model for Paschal. Nieder did not make copies of the model or any supporting documents because his employer refused to grant him permission to do so. Nieder will recreate the model from memory. Which of the following statements is *most likely* correct?
- A. Nieder can recreate the model without violating the Code and Standards as long as he also generates supporting documentation.
 - B. Nieder can recreate the model without violating the Code and Standards without documentation if the model is modified from its original form.
 - C. Nieder cannot recreate the model without violating the Code and Standards because it is the property of his former employer.
9. Fred Johnson, CFA, a financial analyst and avid windsurfer, has begun an investment survey of the water sports leisure industry. His brother sells windsurfing gear in Tampa and tells him that Swordfish9 is the "hottest windsurfing rig on the market and will be highly profitable for Swordfish Enterprises." Johnson had never heard of Swordfish9 previously, but after testing the board himself became very excited about the Swordfish9 and issued an investment recommendation of "buy" on Swordfish Enterprises. As a result of issuing the recommendation, Johnson has:
- A. not violated the Code and Standards.
 - B. violated the Code and Standards by failing to establish a reasonable and adequate basis.
 - C. violated the Code and Standards by failing to consider the suitability of the investment for his clients.
10. Neiman Investment Co. receives brokerage business from Pick Asset Management in exchange for referring prospective clients to Pick. Pick advises clients—in writing, at the time the relationship is established—of the nature of its arrangement with Neiman. With regard to this practice, Pick has:
- A. complied with the Code and Standards.
 - B. violated the Code and Standards by failing to preserve the confidentiality of the agreement with Neiman.
 - C. violated the Code and Standards by inappropriately negotiating an agreement that creates a conflict of interest.
11. After sitting for the Level I CFA exam, Jerry Green writes on an online forum, "I feel that CFA Institute misled me by putting so many examples in the curriculum. I expected a lot of dividend discount model calculations, but I only had to do one of them on my exam." Regarding the CFA Institute Standards of Professional Conduct, Green *most likely*:
- A. did not violate the Standards.
 - B. violated the Standards by discussing exam content.
 - C. violated the Standards by impugning the reputation of CFA Institute.

ANSWER KEY FOR MODULE QUIZZES

Module Quiz 93.1

- 1. B** According to Standard I(A) Knowledge of the Law, because she has taken steps to stop the illegal activities and the board has ignored her, Jones must dissociate from the board and seek legal advice as to what other actions would be appropriate in this instance. She may need to inform legal or regulatory authorities of the illegal activities. (LOS 93.a, 93.b)
- 2. C** There can be no assurance that a premium of 2% to 4% will consistently be obtained. Bixby is in violation of Standard I(C) Misrepresentation, because she has made an implicit guarantee of the fund's expected performance. (LOS 93.a, 93.b)
- 3. A** Quigley's trades are most likely an attempt to take advantage of an arbitrage opportunity that exists between Craeger's common stock and its put options. She is not manipulating the prices of securities in an attempt to mislead market participants, which would violate Standard II(B) Market Manipulation. She is pursuing a legitimate investment strategy. Participants in her hedge fund are aware of the fund's investment strategy, and thus, Quigley did not violate the Code and Standards by not disclosing this specific set of trades in advance of trading. (LOS 93.a, 93.b)
- 4. B** The release of such information to a limited circle via an internet chat room does not cause the information to be public. The information is also clearly material. Therefore, Green is not allowed to trade on the information under Standard II(A) Material Nonpublic Information. (LOS 93.a, 93.b)
- 5. B** Standard III(C) Suitability requires that before taking investment action, members and candidates must make a reasonable inquiry into a client's or prospect's investment objectives and constraints, as well as their prior investment experience. Byrne cannot assume that because the brothers have similar lifestyles and are close in age that they should have similarly managed portfolios. Byrne should have interviewed Cliff directly before investing his portfolio. (LOS 93.a, 93.b)
- 6. A** Standard III(E) Preservation of Confidentiality requires Anderson to maintain the confidentiality of client information. Confidentiality may be broken in instances involving illegal activities on the part of the client, but the client's information may only be relayed to proper authorities. Anderson did not have the right to inform the investment bank of her client's investigation. (LOS 93.a, 93.b)
- 7. C** According to Standard IV(C) Responsibilities of Supervisors, because he is aware that the firm's compliance procedures are not being monitored and followed and because he has repeatedly tried to get company management to correct the situation, Blair should decline supervisory responsibility until adequate procedures to detect and prevent violations of laws, regulations, and the Code and Standards are adopted and followed. If he does not do so, he will be in violation of the Code and Standards. (LOS 93.a, 93.b)

8. **A** Nieder must not take models or documents from his previous employer without explicit permission to do so, or he would violate Standard IV(A) Loyalty. He is allowed to reproduce the model from memory but must recreate the supporting documentation to maintain compliance with Standard V(C) Record Retention. (LOS 93.a, 93.b)
9. **B** Johnson has apparently let his recreational passion cloud his judgment. This is not to say that Swordfish Enterprises is not or will not be an excellent investment. However, if he had never heard of the firm previously, issuing an investment recommendation without conducting a thorough financial investigation indicates a failure to exercise diligence and also indicates that he lacks a reasonable and adequate basis for his recommendation. He is in violation of Standard V(A) Diligence and Reasonable Basis. (LOS 93.a, 93.b)
10. **A** There is no violation of the Standards regarding this matter. The referral arrangement is fully disclosed to clients before they agree to do business with Pick. Therefore, clients can fully assess the effect of the agreement on the referral and how the agreement may affect their accounts before hiring Pick as their asset manager. (LOS 93.a, 93.b)
11. **B** Standard VII(A) Conduct as Participants in the CFA Programs prohibits candidates from revealing which portions of the Candidate Body of Knowledge were or were not tested on an exam. Members and candidates are free to disagree with the policies, procedures, or positions taken by the CFA Institute and express their opinion on such policies, procedures, and positions. (LOS 93.a, 93.b)

Topic Quiz: Ethical and Professional Standards

You have now finished the Ethical and Professional Standards topic section. Please log into your Schweser online dashboard and take the Topic Quiz on this section. The Topic Quiz provides immediate feedback on how effective your study has been for this material. Questions are more exam-like than typical Module Quiz or QBank questions; a score of less than 70% indicates that your study likely needs improvement. These tests are best taken timed; allow 1.5 minutes per question.

FORMULAS

$$\text{leveraged return} = \frac{r(V_0 + V_B) - r_B V_B}{V_0}$$

rate of return for an investor after fees:

$$r = \frac{V_1 - V_0 - \text{total fees}}{V_0}$$

futures price \approx spot price \times (1 + risk-free rate) + storage costs – convenience yield

Standard deviation of a two-asset portfolio:

$$\sigma_{\text{portfolio}} = \sqrt{W_A^2 \sigma_A^2 + W_B^2 \sigma_B^2 + 2 W_A W_B \rho_{AB} \sigma_A \sigma_B}$$

Standard deviation of returns from historical data:

$$s^2 = \frac{\sum_{t=1}^T (R_t - \bar{R})^2}{T - 1}$$

where T = number of observations

Covariance of returns from historical data:

$$\text{Cov}_{1,2} = \frac{\sum_{t=1}^n \{ [R_{t,1} - \bar{R}_1] [R_{t,2} - \bar{R}_2] \}}{n - 1}$$

where:

$R_{t,1}$ = return on Asset 1 in period t

$R_{t,2}$ = return on Asset 2 in period t

\bar{R}_1 = mean return on Asset 1

\bar{R}_2 = mean return on Asset 2

n = number of periods

Correlation:

$$\rho_{1,2} = \frac{\text{Cov}_{1,2}}{\sigma_1 \sigma_2}$$

Beta of Asset i with the market:

$$\beta_i = \frac{[\text{Cov}(R_i, R_m)]}{\sigma_m^2} = \rho_{im} \left(\frac{\sigma_i}{\sigma_m} \right)$$

where $[\text{Cov}(R_i, R_m)]$ and $\rho_{i,m}$ are the covariance and correlation between the asset and the market, and σ_i and σ_m are the standard deviations of asset returns and market returns.

$$\text{equation of the CML: } E(R_P) = R_f + \left(\frac{E(R_M) - R_f}{\sigma_M} \right) \sigma_P$$

$$E(R_P) = R_f + (E(R_M) - R_f) \left(\frac{\sigma_P}{\sigma_M} \right)$$

total risk = systematic risk + unsystematic risk

Capital Asset Pricing Model (CAPM): $E(R_i) = R_f + \beta_i[E(R_{mkt}) - R_f]$

$$\text{Sharpe ratio} = \left(\frac{R_P - R_f}{\sigma_P} \right)$$

$$\text{M-squared} = R_f + \frac{\sigma_M}{\sigma_P} (R_P - R_f)$$

$$\text{Treynor measure} = \frac{R_P - R_f}{\beta_P}$$

$$\text{Jensen's alpha} = \alpha_P = R_P - [R_f + \beta_P(R_M - R_f)]$$

INDEX

A

ability to bear risk, 129
accounting risk, 160
accredited investor, 4
actively managed funds, 119
active management, 118
active portfolio management, 91
activist shareholder, 46
altcoin, 55
alternative investment, 1
anchoring and adjustment bias, 145
angel investing, 24
asset-backed token, 55
attribution analysis, 103
availability bias, 147

B

backfill bias, 15, 49
backwardation, 41
bank, 115
base-rate neglect, 143
belief perseverance, 142
best-in-class, 134
beta, 98, 160
blockchain, 54
bond mutual funds, 119
brownfield investments, 35
build-operate-transfer (BOT), 34
buy-side firms, 118

C

capital allocation line (CAL), 72, 88

capital asset pricing model (CAPM), 98
capital call, 11
capital commitment phase, 11
capital deployment phase, 12
capital distribution phase, 12
capital market line (CML), 90
carried interest, 4
catch-up clause, 5
central bank digital currency (CBDC), 56
centralized exchange, 58
certainty overconfidence, 149
characteristic line, 96
clawback provision, 5
closed-end funds, 119
Code of Ethics, 178
cognitive dissonance, 142
cognitive errors, 141, 154
co-investing, 3
committed capital, 4
commodities, 2
commodity ETF, 40
commodity trading adviser (CTA), 40
composite, 218
confirmation bias, 143
consensus protocol, 54
conservatism bias, 142
contango, 41
convertible arbitrage fixed income, 47
core-satellite approach, 133
correlation, 75
covariance, 75
credit risk, 159
cryptocurrency, 55
cryptocurrency coin trusts, 59
cryptocurrency exchange-traded products, 60
cryptocurrency futures contracts, 60
cryptocurrency hedge funds, 60
cryptocurrency stocks, 60
cryptography, 53
cyber risk, 159

D

- deal-by-deal waterfall, 5
- decentralized exchange, 59
- decentralized finance (DeFi), 60
- defined benefit pension plan, 116
- defined contribution pension plan, 116
- delta, 161
- derivatives risks, 161
- digital asset, 53
- digital assets, 3
- direct investing, 3
- direct lending, 26
- direct listing, 25
- discretion, 219
- distressed debt, 2, 26
- distressed/restructuring, 46
- distributed ledger, 53
- distributed ledger technology (DLT), 53
- diversifiable risk, 91
- diversification, 162
- diversification ratio, 114
- downside risk, 161
- dry powder, 4
- duration, 160

E

- early-stage financing, 24
- efficient frontier, 81
- either-or fees, 14
- emotional biases, 142, 154
- endowment, 115
- endowment bias, 150
- engagement/active ownership, 134
- engagement/active ownership investing, 134
- equity hedge fund strategies, 46
- ESG integration, 134
- european waterfall, 5
- event-driven strategies, 46
- exchange-traded fund (ETF), 40

exchange-traded funds (ETFs), 120
exchange-traded note (ETN), 40
excusal right, 4
execution step, 114
expansion venture capital, 24

F

factor loading, 94
factor sensitivity, 94
fair value hierarchy, 13
farmland, 2
feedback step, 115
fidelity bonds, 163
financial risk, 159
firm-specific risk, 91
foundation, 115
founders class shares, 14
framing bias, 146
full-service asset managers, 118
fundamental growth, 46
fundamental long/short, 46
fundamental value, 46
fund investing, 3
fund-of-funds (FoF), 48

G

gamma, 161
gate, 14
general fixed income, 47
general partner (GP), 4
global minimum-variance portfolio, 81
governance token, 56
governmental risk, 159
greenfield investment, 34

H

halo effect, 151
hard hurdle rate, 5
hedge funds, 3
herding behavior, 150
high-water mark, 5, 45
hindsight bias, 144
historical data, 75
home bias, 151
hurdle rate, 5
hyperbolic discounting, 149

I

illusion of control bias, 144
illusion of knowledge, 144, 149
impact investing, 134
incentive fee, 4
index funds, 119
indifference curve, 71
individual investors, 115
infrastructure, 2
infrastructure investments, 34
initial coin offering (ICO), 56
institutions, 115
insurance companies, 115
investment companies, 115
investment constraints, 129
investment policy statement (IPS), 114, 127

J

J-curve effect, 12
Jensen's alpha, 105

L

later-stage financing, 24
legal and regulatory constraints, 130
legal risk, 159

leveraged buyout (LBO), 2, 23
leveraged loan, 26
limited partnership agreement, 4
limited partnerships, 4
liquidity, 129
liquidity risk, 159
load funds, 119
lockup period, 14, 47
longevity risk, 160
loss-aversion bias, 148

M

M² alpha, 104
macro strategies, 47
managed futures, 47
managed futures fund, 40
management buy-in (MBI), 23
management buyout (MBO), 23
management fee, 4
market model, 94
market neutral, 46
market portfolio, 89
market risk, 91, 159
market risk premium, 90
master-feeder structure, 48
master limited partnership (MLP), 4
meme coin, 56
mental accounting bias, 145
merger arbitrage, 46
mezzanine debt, 26
mezzanine-stage financing, 24
miner, 54
minimum-variance frontier, 81
minimum-variance portfolios, 81
minority equity investing, 24
model risk, 160
money market funds, 119
money multiple, 12
mortality risk, 160
mosaic theory, 191

most-favored-nation clause, 4
M-squared (M^2), 104
multi-boutique firm, 118
multifactor models, 93
multiple of invested capital, 12
multistrategy, 47
mutual funds, 115, 116

N

natural resources, 2
negative screening, 134
net asset value (NAV), 119
no-load funds, 119
nondiversifiable risk, 91
non-financial risks, 159
nonfungible token (NFT), 56
notice period, 14

O

open-end fund, 119
operational risk, 159
opportunistic strategies, 47
overconfidence, 144
overconfidence bias, 149

P

passive investment strategy, 91
passive management, 118
performance evaluation, 103
performance fee, 4
permissioned network, 54
permissionless network, 54
planning step, 114
political risk, 159
pooled investments, 119
portfolio companies, 23

portfolio perspective, 113
positive screening, 134
prediction overconfidence, 149
preferred return, 5
pre-seed capital, 24
private capital, 2, 23
private debt, 2, 26
private equity, 2, 23
private investment in public equity (PIPE), 24
private placement memorandum, 48
profession, 170
professional conduct program, 177
proof of stake (PoS) protocol, 54
proof of work (PoW) protocol, 54
public listing, 25
public-private partnership, 34
public-private partnerships, 2
pump-and-dump scheme, 59

R

real asset, 2
real estate, 2
recapitalization, 25
redemption, 14
redemption fees, 14
regret-aversion bias, 150
regulatory risk, 159
relative risk objectives, 128
relative value strategies, 47
representativeness bias, 143
responsible investing, 130
return generating models, 93
rho, 161
risk-averse, 70
risk aversion coefficient, 71
risk budgeting, 133, 159
risk governance, 158
risk management, 157
risk management framework, 158
risk-neutral, 70

risk objectives, 128
risk-seeking, 70
risk shifting, 163
risk tolerance, 158
risk transfer, 162
robo-advisors, 118

S

sample-size neglect, 143
scenario analysis, 161
secondary sale, 25
secondary-stage investment, 35
security characteristic line, 96
security market line (SML), 97
security token, 56
seed capital, 24
seed-stage financing, 24
self-attribution, 144
self-attribution bias, 149
self-control bias, 149
self-enhancing, 149
self-insurance, 162
self-protecting, 149
sell-side firms, 118
separately managed account, 120
separately managed account (SMA), 40, 48
sharpe ratio, 104
short bias, 46
side letter, 4, 14
single-index model, 94
smart beta, 118
smart contract, 53
soft hurdle rate, 5
solvency risk, 159
sovereign wealth funds, 115
specialist asset managers, 118
special purpose acquisition company (SPAC), 25
special situations, 47
specific fixed income, 47
stablecoin, 55

standard deviation, 160

Standard I(A) Knowledge of the Law, 223

Standard I(B) Independence and Objectivity, 224

Standard I(C) Misrepresentation, 224

Standard I(D) Misconduct, 224

Standard II(A) Material Nonpublic Information, 224

Standard II(B) Market Manipulation, 225

Standard III(A) Loyalty, Prudence, and Care, 225

Standard III(B) Fair Dealing, 225

Standard III(C) Suitability, 226

Standard III(D) Performance Presentation, 226

Standard III: Duties to Clients, 225

Standard III(E) Preservation of Confidentiality, 226

Standard II: Integrity of Capital Markets, 224

Standard I: Professionalism, 223

Standard IV(A) Loyalty, 226

Standard IV(B) Additional Compensation Arrangements, 226

Standard IV(C) Responsibilities of Supervisors, 227

Standard IV: Duties to Employers, 226

standards of professional conduct, 179

Standard V(A) Diligence and Reasonable Basis, 227

Standard V(B) Communication with Clients and Prospective Clients, 227

Standard V(C) Record Retention, 227

Standard VI(A) Disclosure of Conflicts, 228

Standard VI(B) Priority of Transactions, 228

Standard VI: Conflicts of Interest, 228

Standard VI(C) Referral Fees, 228

Standard VII(A) Conduct as Participants in CFA Institute Programs, 228

Standard VII(B) Reference to CFA Institute, the CFA Designation, and the CFA Program, 229

Standard VII: Responsibilities as a CFA Institute Member or CFA Candidate, 228

Standard V: Investment Analysis, Recommendations, and Actions, 227

start-up stage financing, 24

status quo bias, 149

stockholder overhang, 25

stock mutual funds, 119

strategic asset allocation, 131

stress testing, 161

surety bond, 163

survivorship bias, 15, 49

systematic risk, 91

T

tactical asset allocation, 133
tail risk, 160, 161
tax risk, 159
tax situation, 130
term sheet, 3
thematic investing, 134
timberland, 2
timberland investment management organization (TIMO), 39
time horizon, 130
tokenization, 56
trade sale, 24
traditional investment, 1
treynor measure, 105

U

unique circumstances, 130
unique risk, 91
unitranche debt, 26
unsystematic risk, 91
utility function, 71
utility token, 56

V

validator, 54
value at risk (VaR), 161
vega, 161
venture capital, 2
venture capital (VC), 24
venture debt, 2, 26
vintage year, 15, 27

W

waterfall, 5
whole-of-fund waterfall, 5

willingness to bear risk, 129

write-off/liquidation, 25